

# Credit Trading Daily Comment

Global Markets

1<sup>st</sup> October 2024

---

*Please note this is not research. This note is produced by the Sales and Trading team of FAB Global Markets for the use of our institutional client base only. The levels shown are indicative only. Kindly contact our trading desk for live prices.*

---

## Market Commentary

---

As we head into the final quarter of 2024, the outlook for Asian assets remains on solid footing. While U.S. equities reacted negatively to Federal Reserve Chair Jerome Powell's tempered stance on easing, it signals that a soft landing for the U.S. economy is more likely – a positive for global growth. Fed chair Powell said in comments that Fed is not in a hurry to cut quickly and will continue to be data dependent, not giving away too much on the path forward; treasury yields rose on these comments with some flattening and the market currently pricing in slightly less than three cuts over the last two meetings for the year. Tuesday's PMI data across the region should further affirm that trajectory, as growth prospects brighten with China's renewed commitment to hitting its economic targets. With markets in China, Hong Kong, and Korea closed, attention shifts to Japan following a challenging day for equities. While investors struggled to digest a new hawkish-leaning prime minister, the volatility will likely persist as he seeks an early general election in October. In addition the US is facing a strike by dockworkers which is likely to halt operations at East and Gulf coast trade gateways starting at midnight. Bonds may briefly come under pressure due to reviving inflation worries, but the impact should be limited for now. Port disruptions would have to be prolonged to end the disinflation in goods, which has only accelerated this year. The strike is already on the Fed's radar, with Goolsbee of Chicago noting he would be concerned if it drags on as it may impact supply chains. On the geopolitical front, investors were bracing for any impact from news that Israel had begun 'targeted ground raids' in Lebanon, which so far has had limited contagion to risk assets. The escalation most recently has considerably reshaped the rules of engagement across the region, but Israel's domestic political backdrop will steer how the conflict evolves. Oil steadied, and investor focus will turn to Non farm payrolls Friday.

It was a day of mixed flows across the GCC credit space yesterday and would expect similar price action today as we kick off the final quarter of the year. Spreads closed a touch tighter as rates oscillated within a 5bp range before eventually closing slightly wider on the day, after Powell confirmed that future rate cuts remain data dependent and will occur over time, thus reducing the likelihood of another oversized rate cut this year.

Across the IG space, duration remains well offered as long end rates continue to grind tighter. Front end bonds remain relatively anchored with flows still skewed to better buying. Much of the flow remains in the two recent new issues, as cash prices tend back towards re offer levels on both the Aramco and ADQ deals, after some weak price action last Friday. Worth noting the new Aramco 29s and 34s sukuk are still slightly wider on a spread basis, with flows still skewed to better selling. In contrast the ADQABU 31s and 54s are trading flat to re-offer with flows skewed to better buying, notably in the long bond which remains cheap relative to competitors.

On the HY side, flows also remain mixed with a muted reaction in Oman bonds, despite the recent upgrade to IG status. Given the significant move tighter across the Oman curve since late last year, some investors feel like the upgrade is already baked into pricing and that any move tighter will likely occur when the two remaining ratings agencies follow suit and upgrade.

Finally on the issuance front, Africa finance corporation announced their intention to issue a senior unsecured 5 year bond as part of their 5bn Medium term note programme - expect further guidance on pricing later today.

Please click [here](#) to view our recent research publications on MENA and Global Markets

Your attention is drawn to the Important Notice on the final page of this communication

Synthetics & Rates	Category	Prev day Close	Change (in basis points)		
			1D	1W	1M
JPM EMBI Global Spread bps	Index	322.5	-6.3	-9.5	-19.1
GCC IG + HY Spread (BBG) bps	Index	110.3	-3.7	-2.3	+3.7
ITRX Main 5Y Spread bps	CDS	58.8	+1.3	+0.1	+6.3
ITRX Xover 5Y Spread bps	CDS	310.8	+3.6	-2.7	+22.4
5Y US Treasury Yield	Rates	3.559%	+5.3	+5.2	-14.4
10Y US Treasury Yield	Rates	3.781%	+3.0	+3.2	-12.3

Stocks / Commodities / Currencies	Category	Prev day Close	Change (in %)		
			1D	1W	1M
Dow Jones Inds. Avg (US)	DM - Equities	42,330	+0.0%	+0.5%	+1.8%
S&P 500 (US)	DM - Equities	5,762	+0.4%	+0.8%	+2.0%
Nasdaq Composite (US)	DM - Equities	18,189	+0.4%	+1.2%	+2.7%
Nikkei 225 (Japan)	DM - Equities	37,920	-4.8%	+0.5%	-1.9%
Hang Seng (Hong Kong)	EM - Equities	21,134	+2.4%	+15.8%	+17.5%
CSI 300 (China)	EM - Equities	4,018	+8.5%	+25.1%	+21.0%
Abu Dhabi - ADX	EM - Equities	9,425	+2.0%	-0.3%	+1.5%
Saudi Arabia	EM - Equities	12,226	-0.4%	+0.8%	+0.7%
Egypt	EM - Equities	31,587	+0.4%	+1.8%	+2.6%
DXY US\$ Index	Currency	100.78	+0.4%	-0.1%	-0.9%
WTI Oil \$/bbl	Commodity	68.17	-0.0%	-3.1%	-7.3%
Gold spot \$/oz	Commodity	2,635	-0.9%	+0.2%	+5.2%

Source: Bloomberg/FAB

## Major Headlines

- Saudi Arabia cuts 2024 GDP forecasts, sees deeper budget deficits (Source: Bloomberg)
- Saudi Arabia official reserves rise to highest since November 2022 (Source: Bloomberg)
- Dubai now hosts almost four dozen \$1bn-plus hedge funds (Source: Bloomberg)
- Abu Dhabi Hotel Group's catering unit joins Middle East IPO rush (Source: Bloomberg)
- S&PGR upgrades EDO to 'BBB-' in line with Oman; Outlook Stable (Source: Bloomberg)
- Oman Telecom affirmed at BB+ by Fitch (Source: Bloomberg)

## Key Macro Data Releases

Region	Data series	Release Date	Period	Survey Median	Prior Reading
US	S&P Global US Manufacturing PMI	01/Oct	Sep	47.0	47.0
	Construction Spending MoM	01/Oct	Aug	0.1%	-0.3%
	JOLTS Job Openings	01/Oct	Aug	-	7673k
	ISM Manufacturing	01/Oct	Sep	47.6	47.2
UAE	UAE M3 Money Supply YoY	01-09/Oct	Jul	-	14.7%
	UAE Non-Oil PMI	03/Oct	Sep	-	54.2
	Dubai Non-Oil PMI	03/Oct	Sep	-	54.2
	Dubai CPI YoY	10-15/Oct	Sep	-	3.38%
	Saudi Non-Oil PMI	03/Oct	Sep	-	54.8
	Saudi Industrial Production YoY	10/Oct	Aug	-	1.6%
	Kuwait CPI YoY	26-27/Sep	Aug	-	3.0%
	Bahrain CPI YoY	27-28/Sep	Aug	-	1.1%
	Bahrain GDP Constant Prices YoY	25/Sep-05/Oct	2Q	-	3.3%
	Egypt GDP Constant QoQ	30/Sep	2Q	-	-7.6%
	Egypt Non-oil PMI	03/Oct	Sep	-	50.4
	Egypt Net Reserves	07/Oct	Sep	-	\$46.6b
	Egypt Urban CPI YoY	09/Oct	Sep	-	26.2%
	Egypt Urban CPI MoM	09/Oct	Sep	-	2.1%
	Egypt CPI Core YoY	09/Oct	Sep	-	25.1%

Source: Bloomberg/FAB

---

**TRADE IDEAS | \*\*Cash prices to be updated at time of execution\*\***

---

**(1) FED TRADES: EXTENSIONs IN VOGUE → 4 GCC BANK extension switches...**

**(1.a) DIB extension switches**

- **Client sells DIBUH 5.493% 11/30/27 @ 103.00 z+121, y+4.45%**
- **Client buys DIBUH 5.243% 03/04/29 @ 102.85 z+136, y+4.55%**
  - Client picks 15bps in Z for extending only 15 months
  - Client picks up 0.1% in yield, despite yield curve being flat
  - Client takes out 15c in cash
  - Works 10mm x 10mm

**(1.b) GULINT extension switches**

- **Client sells GULINT 2.375% 09/23/25 @ 97.65 z+90, y+4.75%**
- **Client buys GULINT 5.75% 06/05/29 @ 105.15 z+135, y+4.55%**
  - Client picks 45bps in Z for extending just under 4 years
  - 11bps a year is too steep for any GCC financial!
  - Client moves into more liquid recent issue
  - Works 10mm x 10mm

**(1.c) FABUH extension switches**

- **Client sells FABUH 4.581% 01/17/28 @ 101 z+100, y+4.25%**
- **Client buys FABUH 4.779% 01/23/29 @ 102 z+110, y+4.27%**
  - Client picks 10bps in Z for extending 1 year
  - Client moves into more liquid recent issue
  - Client remains within sukuk securities
  - Works 10mm x 10mm

**(1.d) EIBUH extension switches**

- **Client sells EIBUH 1.827% 09/23/25 @ 97.25 z+75, y+4.62%**
- **Client buys EIBUH 5.431% 05/28/29 @ 104.25 z+125 y+4.42%**
  - Client picks 50bps in Z for just under 4yr extension - one of the steepest curves in the Sukuk space
  - Client moves into more liquid recent issue
  - Works 10mm x 10mm

**(2) ADCB CAPITAL STRUCTURE ARBITRADE.... SNR → LT2, pick 80bps!!!**

- **Client sells ADCBUH 5.5% Jan 29s @ 104.00, z+110, y+4.47%**
- **Client buys ADCBUH 5.361% Mar 35s LT2 @ 100.80, z+190, y+5.20%**
  - Client moves down capital structure from senior to Subordinated, for a pick-up of 80bps!
  - Client extends 8month in duration when pricing to call (call date: 10-Sep-2029)
  - Client picks up 3/4% in yield
  - Client takes out over 3pts in cash
  - Client moves into smaller, more sought after sub deal
  - Works 10mm x 10mm

**(3) ADCB CAPITAL STRUCTURE ARBITRADE.... SNR → T1, pick 165bps!!!**

- **Client sells ADCBUH 5.375% Jul 28s @ 103.20, z+105, y+4.45%**
- **Client buys ADCBUH 8.0% PERP @ 107.00, z+270, y+6.10%**
  - Client moves down capital structure from senior to perpetual with a call in Nov 2028, for a pick-up of 165bps!
  - Client remains in same maturity profile
  - Client picks 1.65% in yield!
  - Client gets huge uptick in coupon and hence carry, justifying cash spend at outset of trade
  - Works 10mm x 10mm

**(4) BANK ALPHA: ADCB → BSF, pick 20bps in Zsp**

- **Client sells ADCBUH 5.50% Jan 29s @ 103.80, YTM 4.50%, Z+105**
- **Client buys BSFR 5.00% Jan 29s @ 101.30, YTM 4.70%, Z+125**
  - Client moves out of expensive Abu Dhabi risk, into KSA
  - Client picks up 20bps in Z spread, ¼% pick up in yield
  - Client takes out 2.5pts in cash
  - Client remains in exactly the same duration & tightening is expected if rates get a decent cut lower
  - Client drops only 1 notch in rating from A to A-
  - Client moves out of conventional to well sought after sukuk paper
  - Works 10mm x 10mm

**(5) OMAN Sovereign Steepener**

- **Client sells OMAN 7% 10/28/2032 @ 114.50, YTM 5.16%, Z+187**
- **Client buys OMAN 5% 01/17/2028 @ 102.50, YTM 4.96%, Z+149**
  - Take out 12pts in cash, Oman 32 is the highest cash price on the curve technically has reached its potential upside proven by lack of secondary market activity, and rally in cash price in Q3 2024 was driven mostly by rates.
  - Recent rating upgrade by S&P to BBB- positive for front end especially in 5 year tenor, 2028 and 2029 which will benefit from ETF and index buyers once the sovereign gets upgraded by Fitch and Moodys in coming months (in our view).
  - The slope of the curve too flat where BBG prices marked at 31bp versus tradeable level of 38bp. We expect normalization and steeper curve towards 60bp
  - Works 25x 25

Fundamentals: The recent S&P upgrade to IG is based on various positive expectation in the short-term (3-year horizon through 2027):

- (1) Govt will post fiscal surpluses over 2024-2027, averaging 1.9% of GDP
- (2) External debt levels expected to reduce further to ~29% of GDP by 2027, which has already declined to around 35% of GDP this year from 68% of GDP in 2020
- (3) Oman's fiscal resilience against external shocks has strengthened through debt reduction and various fiscal reforms it has taken in past four years
- (4) Deleveraging at Omani GREs underpins the credit outlook: Total GRE debt have now declined to \$33.8bn (30% of GDP) in June 2024, compared with a peak of \$35.9bn (41% of GDP) at end-2021
- (5) Govt is expected to continue to reduce its footprint in the economy and uplift the non-oil private sector to attract more foreign direct investment

**(6) RISK OFF TRADE IDEA: OMAN SWITCH**

- **Client sells OMAN 7.375% Oct 32s @ 114, YTM 5.24%, Z+185**
- **Client buys OMAN 4.750% Jun 26s @ 99.40, YTM 5.10%, Z+132**
  - Client takes out 14.6pts in cash with drop in just 53bp in Zspread
  - Client reduces volatility in portfolio by reducing duration
  - Curve slope (OMAN32-OMAN26) reached extreme level of 53bp, lowest historically (high 140bp)
  - In risk off environment, we expect credit curves to steepen.
  - The best way to express the view is to select high cash price bond. In risk off environment real money tends to raise as much cash as possible to prepare for potential outflows.
  - Works 10x10

**(7) UAE ALPHA: UAE → ADGB, pick 8bps in Zsp**

- **Client sells UAE 4.917% 33s @ 100.25 z+76**
- **Client buys ADGB 5% 34s @ 100.35 z+84**
  - Client moves from Federal level to ADGB emirate
  - 1 notch uptick in rating from AA- to AA
  - Picks up 8 bps in Z
  - Pick up in liquidity given ADGB is more recent issue
  - ADGB trades inside UAE normally, and will revert in our opinion
  - Works 15mm x 15mm



## Credits specific commentary

### (1) Oman's credit rating was upgraded to investment grade by S&P on 27<sup>th</sup> September; Outlook stable:

S&P cited the following rationale for the rating upgrade as it concluded the positive review it initiated in March this year and upgraded the long-term ratings on Oman to 'BBB-' from 'BB+

- (1) The Omani government, along with many state-owned enterprises (SOEs), is continuing to deleverage its balance sheet
- (2) The authorities also remain committed to advancing their longer-term structural reform agenda aimed at strengthening economic resilience.
- (3) S&P forecasts that Oman will be in a small net general government asset position by the end of 2024, compared with a net debt position of 19% in 2021.

S&P highlighted the following upside and downside scenarios to the BBB- rating:

- Upside scenarios: S&P said it could raise Oman's ratings over the next two years if:
  1. Reforms lead to steady growth in Oman's GDP per capita supported by continued momentum in non-oil growth.
  2. Measures to strengthen institutions that, for example, support economic diversification and the development of domestic capital markets, could be positive for the ratings.
- Downside scenarios: S&P said it could lower the ratings if:
  1. Oman's fiscal and economic reform implementation were to slow, or
  2. An unfavorable external environment such as a terms of trade shock were to result in fiscal deficits and net debt levels significantly above our forecasts

S&P on Oman's improving public finances & GDP:

- Govt expected to post fiscal surpluses of 1.9% of GDP over 2024-2027
  - S&P assuming Brent oil prices of about \$80 per barrel (/bbl) from 2025 until 2027
- External debt levels are expected to *reduce further to 29% of GDP by 2027*, from 68% of GDP in 2020
- Oman's fiscal resilience against shocks has strengthened, even though overall fiscal position still remains highly dependent on oil price movements
- Authorities remain committed to rationalizing expenditure by phasing out energy subsidies.
- Non-hydrocarbon govt revenue will increase through various reforms
- Govt accumulating sizable liquid assets and expected to average 36% of GDP until 2027:
  - Govt continues to accumulate sizable liquid buffers via its deposits in domestic institutions and the central bank, alongside its sovereign wealth fund - the Oman Investment Authority (OIA).
- Oman's gross foreign exchange reserves have stabilized at about \$17bn, owing to lower government foreign currency debt issuance and external debt repayments.
- S&P expects the reserves to remain at this level through 2027
- GDP expected to grow about 2% per year on average over 2024-2027
- S&P estimates the government external assets at about 30% of GDP

S&P on Oman's structural reforms:

- Govt introduced value-added tax (VAT) in 2021 and plans to raise the VAT rate
- Authorities prioritize improving corporate tax administration and collection over raising government fees
- Gradually cutting electricity, water and waste management subsidies
- Put a tighter rein on capital and current spending
- Reforming public wages
- Improving transparency and data disclosure as the govt now publish quarterly real GDP data, monthly fiscal positions, a yearly international investment position, and an IMF Article IV.
- Govt is set to implement personal income tax on higher earners

S&P on deleveraging at Omani GREs, supporting the govt's credit outlook:

- Total government-related entity (GRE) debt now declined to \$33.8bn (30% of GDP) in June 2024, compared with a peak of \$35.9bn (41% of GDP) at end-2021, as the govt reorganized its GRE sector over the past few years to enhance operational efficiencies and improve financial positions through asset divestments
- S&P assumes that the govt will continue to reduce its footprint in the economy – it will move into a regulator role (from owner) – to help develop the non-hydrocarbon private sector and attract foreign direct investment.

- Established Oman Investment Authority (OIA) in 2020 to better manage the government's financial assets and public enterprises. Most GREs are now managed by OIA – e.g. – OQ, Nama Holding
- Established Energy Development Oman (EDO) in 2020 to help realize efficiencies and pursue new growth opportunities in Oman's energy sector. Transferred ownership of Petroleum Development of Oman (PDO) and its 60% stake in the Block 6 oil concession to EDO in 2021. Block 6 is the country's largest oil and gas field.
- In 2022, the govt established Integrated Gas Co. (IGC) to oversee the gas industry along the similar lines as EDO's oversight of the oil sector.
- Total GRE debt now declined to \$33.8bn (30% of GDP) in June 2024, compared with a peak of \$35.9bn (41% of GDP) at end-2021.
- In 2023, the government launched the OMR 2bn (\$5.2bn) Future Fund Oman to invest in the non-hydrocarbon economy and attract foreign investment. The fund will be financed by the Ministry of Finance by up to OMR 400m (about \$1bn) annually over the next five years.

**(2) Moody's upgraded Oman's outlook to "Positive" on Aug 29 and affirmed the rating at Ba1 citing:**

- (1) Further improvements in Oman's government debt metrics observed over the past nine months
- (2) Increased likelihood that Oman's fiscal strength could be sustained at a stronger level

*Moody's highlighted the below points as key credit strength and driver of the change in outlook:*

- Declining debt burden was achieved through the Govt's prudent fiscal management of the windfall from revenue gains from elevated oil prices
- Govt debt declined by nearly 27% in nominal terms during 2022-2023 and a further 5.6% during the first seven months of 2024
- As a result, Govt debt now reached ~34% of the projected full-year GDP in July 2024, from the peak of 67.9% of GDP in 2020.
- Stock of foreign-currency denominated government debt dropped to 24% of the projected full-year GDP from more than 50% of GDP in 2020.
- Debt reduction over the past two years has been achieved without drawing down its stock of financial assets
- Declining debt burden has expanded the government's fiscal space and strengthened the capacity to absorb unexpected external shocks
- Stronger debt metrics afford the govt additional time to implement further structural reforms and achieve greater economic and fiscal diversification
- The overall gains in fiscal strength indicators appear more sustainable in the medium term

*Moody's said it could upgrade Oman's Ba1 rating if it feels more confident that the improvements in govt debt metrics achieved during 2023 can be sustained in the medium term, which could be evidenced through:*

- (1) Combination of declining non-hydrocarbon fiscal and current account deficits
- (2) A further expansion of the government's non-hydrocarbon revenue base
- (3) A trend improvement in non-hydrocarbon sector growth
- (4) A strengthening of the medium-term fiscal planning framework, jointly pointing to gradually diminishing economic and fiscal reliance on the hydrocarbon sector and improving capacity to absorb hydrocarbon revenue shocks.
- (5) In near term, Moody's would like to see the strengthening of the public finance framework through an update of a medium-term fiscal program that clearly outlines the government's spending objectives and its policy reaction function in the face of external shocks and a progress on implementing the mooted personal income tax and by the passing of a 2025 budget that is consistent with a stable or further declining government debt trajectory.

**(3) Egypt: Overall news flow in past few weeks have been positive and reflecting in the fundamentals:**

**\*Asset Sale:** During the weekend Egypt made some announcement towards asset sale

- Govt said it would sell the 20% stake in holds in Alex Bank to Intesa Sanpaolo, which already owns 80% in Alex
- The govt also announced that it would sell a stake in United Bank through local IPO in Q1 of 2025
- This can be seen as some progress on asset sales, one of the key reform agenda as demanded by the IMF and others who bailed out the nation
  - Egypt is targeting to raise around \$2bn-\$5bn from asset sale by the end of the current financial year which finishes in in June 2025
  - Indeed, last year the country said it would sale stake in 32 state owned entities ranging from banking and oil to real estate, insurance and ports

\***Eurobond issue:** According to Bloomberg News, Finance Minister Ahmed Kouchouk told international investors in several in-person meetings in London last week that Egypt is planning to sell dollar debt, or eurobonds, as soon as this fiscal year

- This would be Egypt's first foray into US\$ bond sale since 2021
- As the country was grappling through the fiscal challenges, Egypt took a pause from the mainstream Eurobonds market, but did issue a Samurai bond in 2022 and a Panda bond in 2023 to diversify its sources of funding

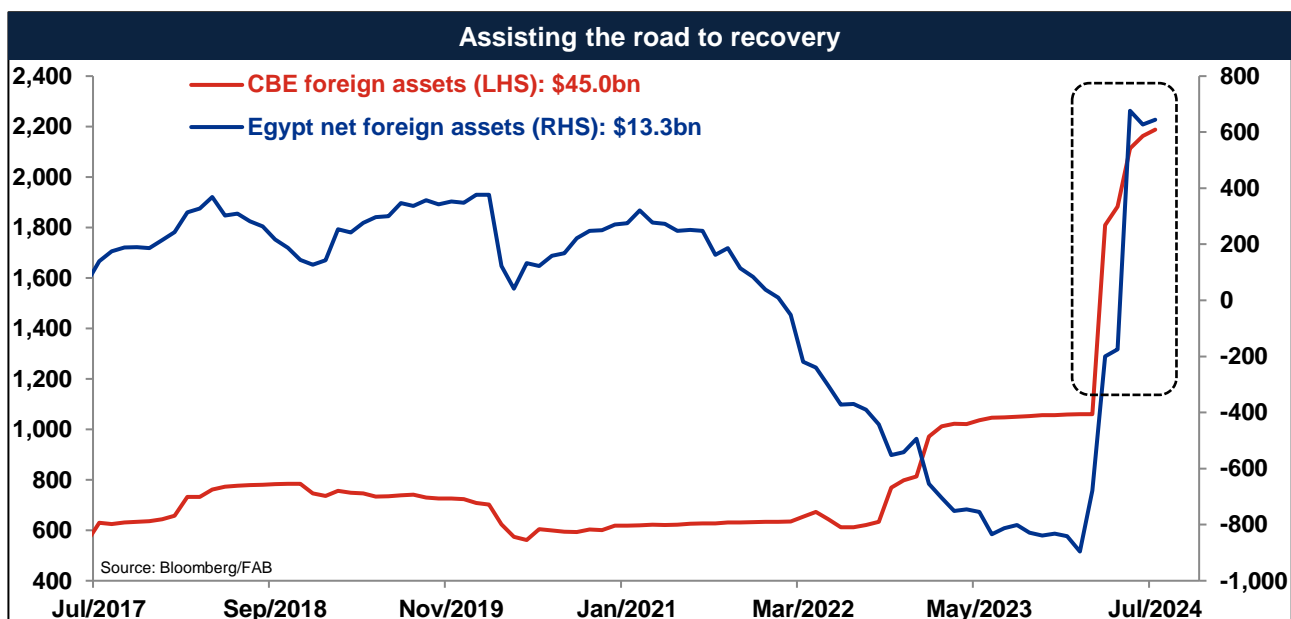
\***FDI:** On the FDI side also, Egypt is progressing well capitalizing its GCC ties. The credit has already benefitted from last week's news that PIF would invest \$5bn in Egypt. More details have now emerged:

- This \$5bn investment is on top on the support Egypt already received from Saudi - e.g. -
  - The \$5.3bn medium to long-term deposits Saudi has made in Egypt's central bank
  - Saudi also deposited \$5bn in short-term deposits in 2022, which are believed to have been rolled over since then.
- The \$5bn PIF investment is the 1st phase of investment commitments from Saudi, so more investments could follow later
- Egypt also said it has identified and will offer investors 5 new coastal areas sites for development along the Red Sea, including Ras Benas. This is aimed to attract further investments in deals similar to UAE's \$24bn Ras El-Hekma agreement, prime minister Madbouly said last week

\***Remittance inflows:** On the remittance front, the inflows have increased by 32.4% yoy in the first seven months of 2024 to reach \$15.5bn. The CBE noted that remittances in July 2024 rose for the fifth consecutive month, soaring by 86.8% year-on-year reaching \$3bn

\***All these developments are now reflecting positively in Egypt's net foreign assets (NFAs), Fiscal Metrics & Govt Budget**

- NFA rose by \$220m in July to reach \$13.3bn
- Its is the third straight month to stay positive, after staying deeply negative for more than two years, until it secured the \$35bn investment deal from UAE in February
- The central bank indeed turned profitable for the first time in seven years, reporting EGP 22.83bn (\$469m) profit for the last fiscal year ending June 2024. The CBE reported a loss of EGP 86.28bn in FY 2022/2023.
- Egypt's FY 2024/2025 Citizen Budget targets GDP growth of 4.2% vs 2.9% growth last fiscal year.
- The budget indeed projects expected total investment in FY 2024/25 to EGP 2tn (\$41bn), saying private sector anticipated to contribute 50% of this total, driven by significant projects such as Ras El Hekma and the implementation of the state ownership policy
- The govt also targets inflation to decline to 18% from current 24-25% level
- *As per latest govt data Egypt's central govt debt as % of GDP now declined 91.4% at the end of June 2024, from 95.7% at the end of June 2023*
  - External debt as % of GDP now stands at 27.1% down from 25.2% at the end of June 2024
  - Domestic debt as % of GDP declined to 64.3% from 70.5%



**(4) Saudi Arabia's credit outlook upgraded to "Positive" by S&P and rating was affirmed at 'A':**

S&P's upgraded the outlook to positive on Sept 13, citing:

- (1) Strong non-oil growth prospects over the medium term amid wide-ranging reforms and investments to expand the non-oil sector to diversify the economy away from oil; GDP growth could average 4.3% over 2025-2027
- (2) Recalibration of some large infrastructure projects would help to contain pressure on public finances; and the fact that even as the government and wealth fund PIF accumulate higher debt, government will remain in a strong net asset position of above 40% of GDP through 2027
- (3) Economic resilience against ongoing volatility stemming from the hydrocarbon sector

*S&P highlighted the below points as key credit strength and driver of the change in outlook:*

- Current investments (into the non-oil sector) will spur domestic consumption by the kingdom's over 35 million (largely young) population
- Investments would potentially increase the productive capacity of sectors like manufacturing, logistics, & mining
- Over the longer term, Saudi Arabia will likely emerge as a more diversified economy, with more jobs created for the young population, and broader workforce participation
- Non-oil sector (including government activities) already account for about 70% of GDP
- Significant growth potential for the tourism sector. The sector (constituting both religious and non-religious tourism) currently contributes about 4% of GDP. In 2023, Saudi Arabia's tourist numbers topped that of the G-20 countries and tourism receipts comprised 9% of current account receipts, up from 5% the year before.
- PIF continues to pump \$40bn a year in investments in the local economy toward giga/mega projects including Neom, the Quidiya entertainment park, and the Red Sea Project
- S&P expects the Saudi economy to grow just 1.4% in 2024, relative to last year's 0.8% contraction, but growth will accelerate to average 4.3% over 2025-2027 with the pick-up in construction for Vision 2030 projects and the services sector, supported by consumer demand and an expanding workforce.
- The newly passed *investment law*, effective from February 2025, seeks to achieve parity between domestic and foreign investors and simplify rules and regulations to make foreign investment more attractive
- Large hydrocarbon reserves and low production costs, alongside large cash buffers at national oil company Saudi Aramco, provide Saudi Arabia some resilience to a global energy transition to low-carbon alternatives
- Dividends from Aramco (including performance-linked dividends) are set at about \$43bn in FY 2024 (nearly 4% of GDP). These exceptional dividends could continue beyond this year given the suspended capex on their maximum sustainable capacity targets

*S&P's view on Saudi fiscal metrics:*

- (1) Govt to run fiscal deficits of 2%-3% of GDP through 2027, which is expected to average 2.4% over 2024-2027;
- (2) Public investment will be the key driver of government spending growth and fiscal deficits
- (3) Net government asset position will reduce to 44% of GDP in 2027, from around 60% estimated in 2023;
- (4) Gross general government debt rising gradually to about 28% of GDP in 2027, from 22% in 2023
  - a. Govt is mainly targeting external debt issuances through Eurobonds, sukuk, and alternative funding transactions such as project finance
- (5) Current account surpluses averaging 1.2% of GDP over 2024-2027, following a surplus of 3.2% in 2023

*S&P said it could upgrade Saudi Arabia's rating in next two years if:*

- (1) Ongoing reforms lead to steady growth in GDP per capita;
- (2) GDP growth is supported by continued momentum in non-oil growth
- (3) Institutional landscape in the country strengthens, which could be evident through:
  - a. Effective implementation of the ongoing economic transformation; and
  - b. Development of domestic capital markets

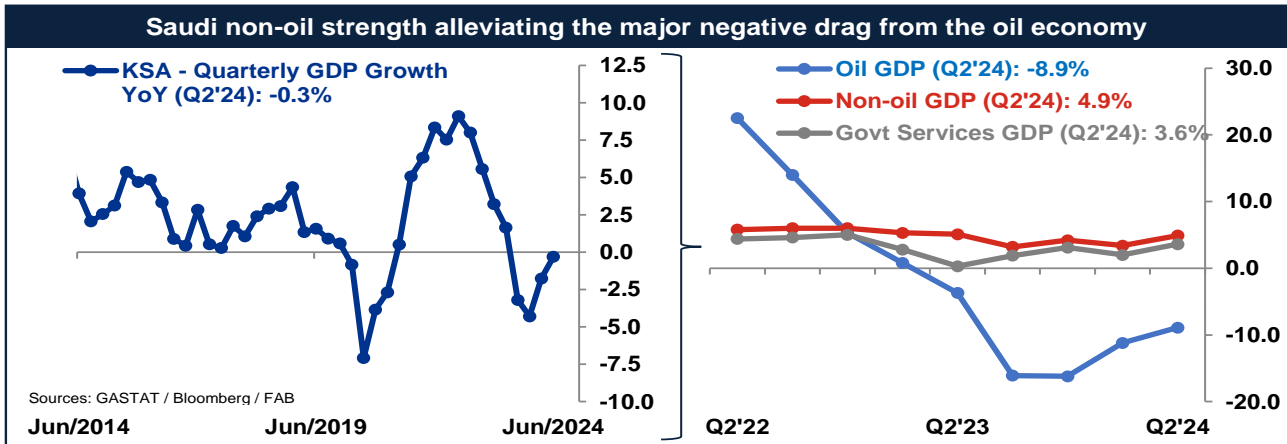
*S&P also said it could revise the outlook to stable if it sees:*

- (1) Pronounced fiscal weakening, or
- (2) If real per capita GDP growth were to fall relative to its current forecasts
- (3) A material rise in domestic or regional instability

*Some of the challenges and risk highlighted by S&P are:*

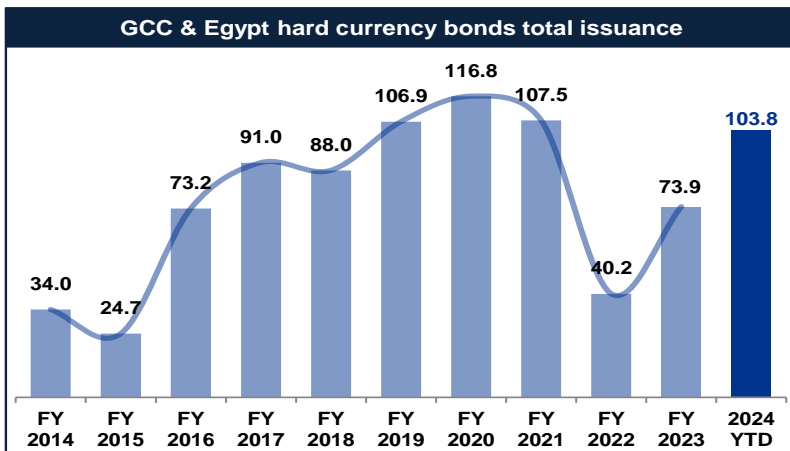
- (1) Execution risks to reforms and investments could arise from a sharper fall in oil prices and volumes and the ensuing impact on public finances
- (2) Geopolitical risks from regional instability





**(5) YTD new issuance from the 'GCC & Egypt' (hard currency bonds) – now reached \$104bn** and surpassed the \$100bn mark for the first time after FY 2021 and crossed this level for the fourth time in the regional market's history.

1. Issuance from Saudi Arabia now accounts 52% of this, taking the figures to ~\$54bn – that's the highest amount of issuance from KSA ever in a single year, surpassing FY 2023 when it hit \$41bn
  - KSA Sovereign bonds were \$17bn
  - PIF issued \$9.8bn
  - Aramco raised \$9bn and Greensaif Pipeline issued \$3bn and
  - KSA Financials have printed around \$11.3bn and expect more to come from them
2. UAE issuers have raised ~\$33bn this year accounting 32% of the total issuance
3. In terms of Sukuk and Conventional split – volume wise the ratio is 63%:37%
4. However, by count we have seen 45 Sukuk prints this year (size above \$200m) vs 36 last year, which was the highest ever for a single year. Of the 45 Sukuk, 21 came from KSA and 12 from the UAE.



2024 YTD Issuance Split		
UAE	\$32.9bn	32%
KSA	\$53.7bn	52%
Qatar	\$9.1bn	9%
Bahrain	\$3bn	3%
Oman	\$1.8bn	1%
Kuwait	\$3.4bn	3%
Egypt	-	-
Sov	\$29.5bn	28%
Fin	\$32bn	31%
GREs	\$39.6bn	38%
Corp	\$2.7bn	3%
Conventional bonds	\$65.3bn	63%
Islamic bonds (Sukuk)	\$38.6bn	37%

Note: \*Hard currency (US\$, €, £, AU\$, JP¥, CA\$, CHF) bonds & sukuk issuances from the six nations in the GCC & Egypt; This includes both fixed and floating rate issuances of \$100m or above and maturity of 1-year or above; All figures are indicative figures as the analysis is limited by the availability of information from a third-party database; Source: Bloomberg / FAB

Continued...

## GCC & Egypt New Issue Monitor (1/2)

Security	Pricing Date	Issuer Type	Sukuk	ESG	CCY	Issue Tenor	Issue Amount (MM)	Pricing Spread	Current Price	Price Δ	Current Spread	Spread Δ
FABUH 4.779 1/29 S 4.3Y	8-Jan-24	Fin	Y	N	USD	5y	800	T+85	101.725	+1.725	T+76	-9
KSA 4.75 1/30 5.3Y	8-Jan-24	Sov	N	N	USD	6y	3250	T+90	101.814	+2.519	T+78	-12
KSA 5 1/34 9.3Y	8-Jan-24	Sov	N	N	USD	10y	4000	T+110	102.440	+3.447	T+88	-22
KSA 5.75 1/54 29.3Y	8-Jan-24	Sov	N	N	USD	30y	4750	T+170	102.071	+4.279	T+148	-22
KFHKK 5.011 1/29 S 4.3Y	10-Jan-24	Fin	Y	N	USD	5y	1000	T+105	102.139	+2.138	T+85	-20
OTELSU 5.375 1/31 S 6.3Y	17-Jan-24	Corp-GRE	Y	N	USD	7y	500	T+131	101.083	+1.083	T+147	+16
QIIKQD 5.247 1/29 S 4.3Y	17-Jan-24	Fin	Y	Y	USD	5y	750	T+160	103.110	+3.110	T+85	-75
BSFR 5 1/29 S 4.3Y	18-Jan-24	Fin	Y	N	USD	5y	700	T+105	102.244	+2.598	T+85	-20
PIFKSA 5 1/29 4.3Y	22-Jan-24	Corp-GRE	N	N	USD	5y	1750	T+115	101.610	+2.394	T+98	-17
PIFKSA 5.25 1/34 9.3Y	22-Jan-24	Corp-GRE	N	N	USD	10y	1750	T+145	102.346	+4.662	T+112	-33
PIFKSA 5.375 1/54 29.3Y	22-Jan-24	Corp-GRE	N	N	USD	30y	1500	T+205	93.731	+7.113	T+169	-36
QNBK 4.875 1/29 4.4Y	23-Jan-24	Fin	N	N	USD	5y	1000	T+100	101.958	+2.758	T+78	-22
BHRAIN 6 2/31 S 6.4Y	6-Feb-24	Sov	Y	N	USD	7y	1000	T+193	105.074	+5.074	T+124	-69
BHRAIN 7.5 2/36 11.4Y	6-Feb-24	Sov	N	N	USD	12y	1000	T+341	108.322	+8.322	T+265	-76
SECO 4.942 2/29 S 4.4Y	6-Feb-24	Corp-GRE	Y	N	USD	5y	800	T+90	102.134	+2.134	T+80	-10
SECO 5.194 2/34 S 9.4Y	6-Feb-24	Corp-GRE	Y	N	USD	10y	1400	T+110	103.959	+3.959	T+85	-25
ISCODV 4.95 2/29 S 4.4Y	7-Feb-24	Corp-GRE	Y	N	USD	5y	500	T+92	101.423	+1.423	T+99	+7
MAZOOON 5.5 2/29 S 4.4Y	7-Feb-24	Corp-GRE	Y	N	USD	5y	500	T+160	101.883	+2.524	T+141	-19
ESICSU 5.831 2/29 S 4.4Y	7-Feb-24	Corp	Y	N	USD	5y	700	T+180	102.975	+2.975	T+146	-34
SNBAB 5.129 2/29 S 4.4Y	20-Feb-24	Fin	Y	Y	USD	5y	850	T+90	102.670	+2.670	T+85	-5
FABUH 5 2/29 4.4Y	21-Feb-24	Fin	N	N	USD	5y	850	T+90	102.724	+3.465	T+73	-17
BINHLD 9.625 2/27 S 2.4Y	22-Feb-24	Corp	Y	N	USD	3y	500	T+515	103.735	+3.735	T+426	-89
DIBUH 5.243 3/29 S 4.4Y	26-Feb-24	Fin	Y	Y	USD	5y	1000	T+95	103.020	+3.020	T+87	-8
PIFKSA 5.171 3/31 S 6.4Y	27-Feb-24	Corp-GRE	Y	N	USD	7y	2000	T+85	102.695	+2.695	T+99	+14
SHJGOV 6.125 3/36 11.4Y	28-Feb-24	Sov	N	Y	USD	12y	1000	T+195	102.624	+3.535	T+199	+4
ALINMA Perp 3/29 S 4.4Y to Call	28-Feb-24	Fin	Y	N	USD	Perp	1000	T+234	104.381	+4.381	T+178	-56
ARACEN 9.5 3/29 S 4.4Y	29-Feb-24	Corp	Y	N	USD	5y	600	T+534	104.369	+4.369	T+444	-90
RJHIAB 5.047 3/29 S 4.4Y	5-Mar-24	Fin	Y	Y	USD	5y	1000	T+90	102.633	+2.633	T+79	-11
DHBKQD 5.25 3/29 4.4Y	5-Mar-24	Fin	N	N	USD	5y	500	T+130	101.420	+2.225	T+130	+0
MUBAUH 4.959 4/34 S 9.5Y	26-Mar-24	Corp-GRE	Y	N	USD	10y	1000	T+70	103.810	+3.810	T+67	-3
COMQAT 5.375 3/29 4.5Y	26-Mar-24	Fin	N	N	USD	5y	750	T+125	103.492	+4.036	T+92	-33
ADGB 4.875 4/29 4.6Y	23-Apr-24	Sov	N	N	USD	5y	1750	T+35	103.583	+3.982	T+43	+8
ADGB 5 4/34 9.6Y	23-Apr-24	Sov	N	N	USD	10y	1500	T+45	105.982	+6.324	T+44	-1
ADGB 5.5 4/54 29.6Y	23-Apr-24	Sov	N	N	USD	30y	1750	T+90	106.786	+8.459	T+93	+3
KIBKK Perp 5/29 S 4.6Y to Call	24-Apr-24	Fin	Y	N	USD	Perp	300	T+195	102.627	+2.627	T+242	+47
APICOR 5.428 5/29 4.6Y	25-Apr-24	Supra	N	Y	USD	5y	750	T+74	101.750	+1.750	T+134	+60
ADQABU 5.375 5/29 4.6Y	30-Apr-24	Corp-GRE	N	N	USD	5y	1250	T+80	104.310	+4.841	T+72	-8
ADQABU 5.5 5/34 9.6Y	30-Apr-24	Corp-GRE	N	N	USD	10y	1250	T+90	106.327	+6.820	T+85	-5
ALDAR 5.5 5/34 S 9.6Y	8-May-24	Corp-GRE	Y	Y	USD	10y	500	T+110	106.161	+6.798	T+90	-20
ISDB 4.754 5/29 S 4.6Y	8-May-24	Supra	Y	N	USD	5y	2000	T+50	104.051	+4.051	T+18	-32
RJHIAB Perp 5/29 S 4.6Y to Call	9-May-24	Fin	Y	Y	USD	Perp	1000	T+189	105.049	+5.049	T+156	-33
EIBUH 5.431 5/29 S 4.7Y	21-May-24	Fin	Y	Y	USD	5y	750	T+100	103.912	+3.912	T+90	-10
QATAR 4.625 5/29 4.7Y	21-May-24	Sov	N	Y	USD	5y	1000	T+30	102.963	+3.465	T+33	+3
QATAR 4.75 5/34 9.7Y	21-May-24	Sov	N	Y	USD	10y	1500	T+40	104.969	+5.504	T+32	-8
MUBAUH 5.294 6/34 9.7Y	23-May-24	Corp-GRE	N	N	USD	10y	750	T+80	105.164	+5.164	T+82	+2
KSA 5.25 6/27 S 2.7Y	28-May-24	Sov	Y	N	USD	3y	1250	T+60	102.721	+3.033	T+58	-2
KSA 5.25 6/30 S 5.7Y	28-May-24	Sov	Y	N	USD	6y	1500	T+75	104.137	+4.639	T+83	+8
KSA 5.25 6/34 S 9.7Y	28-May-24	Sov	Y	N	USD	10y	2250	T+85	104.567	+5.730	T+86	+1
GULINT 5.75 6/29 4.7Y	29-May-24	Fin	N	N	USD	5y	500	T+130	104.833	+5.606	T+102	-28
NTBKKK 5.5 6/30 5.7Y	30-May-24	Fin	N	Y	USD	6y	500	T+95	103.975	+4.070	T+95	+0
BBK 6.875 6/29 4.7Y	30-May-24	Fin	N	N	USD	5y	500	T+230	103.885	+3.885	T+231	+1
MASQUH Perp 6/29 4.7Y to Call	3-Jun-24	Fin	N	N	USD	Perp	500	T+276	104.482	+4.482	T+249	-27
PIFKSA 5.125 6/29 4.7Y	4-Jun-24	Corp-GRE	N	N	GBP	5y	300	UKT+115	100.699	+1.177	T+115	-0
PIFKSA 5.625 6/39 14.7Y	4-Jun-24	Corp-GRE	N	N	GBP	15y	350	UKT+125	100.972	+1.333	T+126	+1
ARADAD 8 6/29 S 4.7Y	11-Jun-24	Corp-GRE	Y	N	USD	5y	550	T+358	103.063	+3.063	T+360	+2
UAE 4.857 7/34 9.7Y	25-Jun-24	Sov	N	N	USD	10y	1500	T+60	104.225	+4.225	T+52	-8
SIB 5.25 7/29 S 4.8Y	26-Jun-24	Fin	Y	N	USD	5y	500	T+105	102.793	+3.382	T+100	-5
ENEDEV 5.662 7/31 S 6.8Y	26-Jun-24	Corp-GRE	Y	N	USD	7y	750	T+135	103.170	+3.170	T+141	+6
WARBAB 5.351 7/29 S 4.8Y	3-Jul-24	Fin	Y	Y	USD	5y	500	T+105	103.190	+3.190	T+101	-4

Source: Bloomberg/FAB

## GCC & Egypt New Issue Monitor (2/2)

Security	Pricing Date	Issuer Type	Sukuk	ESG	CCY	Issue Tenor	Issue Amount (MM)	Pricing Spread	Current Price	Price Δ	Current Spread	Spread Δ
SHJGOV 4.625 1/31 6.3Y	10-Jul-24	Sov	N	Y	EUR	7y	500	MS+190	100.343	+0.691	MS+226	+36
ARAMCO 5.25 7/34 9.8Y	10-Jul-24	Corp-GRE	N	N	USD	10y	2000	T+105	102.965	+3.625	T+105	+0
ARAMCO 5.75 7/54 29.8Y	10-Jul-24	Corp-GRE	N	N	USD	30y	2000	T+145	101.155	+3.692	T+154	+9
ARAMCO 5.875 7/64 39.8Y	10-Jul-24	Corp-GRE	N	N	USD	40y	2000	T+155	101.212	+3.573	T+166	+11
FABUH 5.804 1/35 10.3Y	9-Jul-24	Fin	N	N	USD	11y	750	T+155	103.211	+3.211	T+147	-8
GASBCM 5.8528 2/36 11.4Y	17-Jul-24	Corp-GRE	N	N	USD	12y	1400	T+170	103.572	+3.572	T+160	-10
GASBCM 6.1027 8/42 17.9Y	17-Jul-24	Corp-GRE	N	N	USD	18y	1600	T+195	103.756	+3.756	T+192	-3
MASDAR 4.875 7/29 4.8Y	18-Jul-24	Corp-GRE	N	Y	USD	5y	500	T+95	101.910	+2.614	T+83	-12
MASDAR 5.25 7/34 9.8Y	18-Jul-24	Corp-GRE	N	Y	USD	10y	500	T+115	103.856	+4.386	T+94	-21
RAKBK 5.375 7/29 4.8Y	18-Jul-24	Fin	N	Y	USD	5y	600	T+135	103.189	+3.466	T+103	-32
EQPCKW 5 9/31 S 6.9Y	29-Aug-24	Corp-GRE	Y	N	USD	7y	750	T+140	101.792	+2.797	T+99	-41
RAKBK 5.8732 12/34 10.2Y	3-Sep-24	Fin	N	N	USD	10y	250	T+221	101.626	+1.626	T+192	-29
ADCBUH 5.361 3/35 10.4Y	3-Sep-24	Fin	N	N	USD	11y	500	T+170	102.629	+2.629	T+122	-48
PIFKSA 5.25 10/32 8Y	3-Sep-24	Corp - GRE	N	N	USD	8y	500	T+107	102.670	-0.197	T+102	-5
PIFKSA 4.375 9/27 S 2.9Y	3-Sep-24	Corp - GRE	Y	N	USD	3y	1500	T+75	99.544	-0.142	T+96	+21
BOSUH 5.25 9/29 4.9Y	4-Sep-24	Fin	N	N	USD	5y	500	T+190	98.904	-0.115	T+192	+2
ADNOCM 4.25 9/29 4.9Y	4-Sep-24	Corp - GRE	N	N	USD	5y	1000	T+70	99.743	-0.137	T+72	+2
ADNOCM 4.5 9/34 9.9Y	4-Sep-24	Corp - GRE	N	N	USD	10y	1500	T+85	98.558	-0.442	T+90	+5
ADNOCM 5.125 9/54 29.9Y	4-Sep-24	Corp - GRE	N	N	USD	30y	1500	T+115	98.457	+0.008	T+110	-5
ALAHKW Perp 9/29 4.9Y to Call	5-Sep-24	Fin	N	N	USD	Perp	300	T+293	100.312	+0.312	T+286	-7
QIBKQD 4.485 9/29 S 5Y	10-Sep-24	Fin	Y	N	USD	5y	750	T+100	100.332	+0.332	T+82	-18
QIHKQD Perp 10/29 S 5Y to Call	24-Sep-24	Fin	Y	N	USD	Perp	300	T+193	100.501	+0.501	T+176	-17
ARAMCO 4.25 10/29 S 5Y	25-Sep-24	Fin	Y	N	USD	5y	1500	T+85	99.206	-0.251	T+84	-1
ARAMCO 4.75 10/34 S 10Y	25-Sep-24	Fin	Y	N	USD	10y	1500	T+100	99.153	-0.603	T+106	+6
ADQABU 4.375 10/31 7Y	25-Sep-24	Fin	N	N	USD	7y	1000	T+85	99.545	+0.188	T+78	-7
ADQABU 5.25 10/54 30Y	25-Sep-24	Fin	N	N	USD	30y	1000	T+120	98.999	+0.205	T+119	-1
RIBL Perp 4/30 S 5.5Y to Call	26-Sep-24	Fin	Y	Y	USD	Perp	750	T+199	99.588	-0.412	T+199	-0

Source: Bloomberg/FAB

## FAB Global Markets

### Credit Trading

#### Tahir Aslam

Head of Credit Trading

[Tahir.Aslam@bankfab.com](mailto:Tahir.Aslam@bankfab.com)

#### Golib Zohidov

Exc Director – HY Credit Trading

[Golibjon.Zohidov@bankfab.com](mailto:Golibjon.Zohidov@bankfab.com)

#### Rishi Jobanputra

Director- IG Credit Trading

[Rishi.Jobanputra@bankfab.com](mailto:Rishi.Jobanputra@bankfab.com)

**Important Notice:** This communication has been prepared by individual personnel of First Abu Dhabi Bank PJSC or its affiliates (collectively, “FAB”) and, accordingly, it may not represent the views of FAB. FAB is licensed and regulated by the Central Bank of the United Arab Emirates and its registered office address is P.O. Box 6316, 1 – Al Qurm, Abu Dhabi, the United Arab Emirates. This communication is directed at persons (i) who have been or can be classified by FAB as eligible counterparties, professional clients or sophisticated investors, (ii) who have experience in matters relating to investments and (iii) other persons to whom it may otherwise lawfully be communicated. No other person should review the contents or access the products or transactions discussed in this communication. All material contained herein, including any proposed terms and conditions, is indicative and for discussion purposes only, is subject to change without notice, is strictly confidential, may not be reproduced and is intended for your consideration only. It does not include a number of terms and conditions that will be included in any actual transaction and final terms and conditions are subject to further discussion and negotiation nor does it purport to identify all applicable risks. This is not a commitment to deal in any product, offer financing or enter into any transaction described herein. FAB is not acting as your agent, fiduciary or investment adviser and is not managing your account. The provision of information in this communication is not based on your individual circumstances and must not be relied upon as an assessment of suitability for you of a particular product or transaction. It does not constitute investment advice and FAB makes no recommendation as to the suitability of any of the products or transactions mentioned. Even if FAB possesses information as to your objectives in relation to any transaction, series of transactions or trading strategy, this is not sufficient for, and does not constitute, any assessment of suitability for you of any transaction, series of transactions or trading strategy. Save in those jurisdictions where it is not permissible to make such a statement, FAB hereby informs you that this communication should not be considered as a solicitation or offer to sell or purchase any securities, deal in any product or enter into any transaction. You should make any trading or investment decisions in reliance on your own analysis and judgment and/or that of your independent advisors and not in reliance on FAB and any decision whether or not to adopt any strategy or engage in any transaction will not be FAB’s responsibility. FAB does not provide investment, accounting, tax, financial, legal, regulatory or other advice; such matters as well as the suitability of a potential transaction or product or investment should be discussed with your independent advisors. Prior to dealing in any product or entering into any transaction, you and the senior management in your organization should determine, without reliance on FAB, (i) the economic risks or merits, as well as the investment, accounting, tax, financial, legal and regulatory characteristics and consequences of dealing with any product or entering into the transaction (ii) that you are able to assume these risks, (iii) that such product or transaction is appropriate for a person with your experience, investment goals, financial resources or any other relevant circumstance or consideration. Where you are acting as an adviser or agent, you should evaluate this communication in light of the circumstances applicable to your principal and the scope of your authority. Any prices used herein, unless otherwise specified, are indicative. Although all information has been obtained from, and is based upon sources believed to be reliable, it may be incomplete or condensed, it has not been verified by FAB and its accuracy cannot be guaranteed. FAB makes no representation or warranty, expressed or implied, as to the accuracy of the information, the reasonableness of any assumptions used in calculating any illustrative performance information or the accuracy (mathematical or otherwise) or validity of such information. Any opinions attributed to FAB constitute FAB’s judgment as of the date of the relevant material and are subject to change without notice. Provision of information may cease at any time without reason or notice being given. Commissions and other costs relating to any dealing in any products or entering into any transactions referred to in this communication may not have been taken into consideration. Any scenario analysis or information generated from a model is for illustrative purposes only. Where the communication contains “forward-looking” information, such information may include, but is not limited to, projections, forecasts or estimates of cashflows, yields or return, scenario analyses and proposed or expected portfolio composition. Any forward-looking information is based upon certain assumptions about future events or conditions and is intended only to illustrate hypothetical results under those assumptions (not all of which are specified herein or can be ascertained at this time). It does not represent actual termination or unwind prices that may be available to you or the actual performance of any products and neither does it present all possible outcomes or describe all factors that may affect the value of any applicable investment or product. Actual events or conditions are unlikely to be consistent with, and may differ significantly from, those assumed. FAB shall not be under an obligation to update any information contained in this communication. Illustrative performance results may be based on mathematical models that calculate those results by using inputs that are based on assumptions about a variety of future conditions and events and not all relevant events or conditions may have been considered in developing such assumptions. Accordingly, actual results may vary and the variations may be substantial. The products or transactions identified in any of the illustrative calculations presented herein may therefore not perform as described and actual performance may differ, and may differ substantially, from those illustrated in this communication. When evaluating any forward looking information you should understand the assumptions used and, together with your independent advisors, consider whether they are appropriate for your purposes. You should also note that the models used in any analysis may be proprietary, making the results difficult or impossible for any third party to reproduce. This communication is not intended to predict any future events. Past performance is not indicative of future performance. FAB accepts no responsibility and makes no representation to you or to any third parties for, and has not independently verified, the quality, accuracy, timeliness, continued availability or completeness of any data or calculations contained and/or referred to in this communication and FAB shall not be liable for any special, direct,

indirect, incidental or consequential loss or damage which may be sustained because of the use of the information contained and/or referred to in this communication or otherwise arising in connection with the information contained and/or referred to in this communication, provided that this exclusion of liability shall not exclude or limit any liability under any law or regulation applicable to FAB that may not be excluded or restricted. The transactions and any products described herein may be subject to fluctuations of their mark-to-market price or value and such fluctuations may, depending on the type of product or security and the financial environment, be substantial. Where a product or transaction provides for payments linked to or derived from prices or yields of, without limitation, one or more securities, other instruments, indices, rates, assets or foreign currencies, such provisions may result in negative fluctuations in the value of and amounts payable with respect to such product prior to or at redemption. You should consider the implications of such fluctuations with your independent advisers. The products or transactions referred to in this communication may be subject to the risk of loss of some or all of your investment, for instance (and the examples set out below are not exhaustive), as a result of fluctuations in price or value of the product or transaction or a lack of liquidity in the market or the risk that your counterparty or any guarantor fails to perform its obligations or, if this the product or transaction is linked to the credit of one or more entities, any change to the creditworthiness of the credit of any of those entities. FAB (whether through the individual sales and/trading personnel involved in the preparation or issuance of this communication or otherwise) may from time to time have long or short principal positions and/or actively trade, for its own account and those of its customers, by making markets to its clients, in products identical to or economically related to the products or transactions referred to in this communication. FAB may also undertake hedging transactions related to the initiation or termination of a product or transaction, that may adversely affect the market price, rate, index or other market factor(s) underlying the product or transaction and consequently its value. FAB may have an investment banking or other commercial relationship with and access to information from the issuer(s) of securities, products, or other interests underlying a product or transaction. FAB may also have potential conflicts of interest due to the present or future relationships between FAB and any asset underlying the product or transaction, any collateral manager, any reference obligations or any reference entity. Any decision to purchase any product or enter into any transaction referred to in this communication should be based upon the information contained in any associated offering document if one is available (including any risk factors or investment considerations mentioned therein) and/or the terms of any agreement. Any securities which are the subject of this communication have not been and will not be registered under the United States Securities Act of 1933 as amended (the Securities Act) or any United States securities law, and may not be offered or sold within the United States or to, or for the account or benefit of, any US person, except pursuant to an exemption from, or in a product or transaction, not subject to, the registration requirements of the Securities Act. This communication is not intended for distribution to, or to be used by, any person or entity in any jurisdiction or country which distribution or use would be contrary to law or regulation. FAB may process your personal data to provide you with information or promotional and advertising communications on products, services, other events and campaigns.

***If you wish not to receive email from the Market Insights team at FAB, please click [here](#) to send us your request to unsubscribe, and you shall no longer receive such information.*** You can also let us know by contacting your usual FAB representative should you wish to no longer receive any such further information. You may be entitled according to the applicable laws to exercise your rights to access, to rectification, to erasure and to portability of your personal data, to restrict the use of and to object to the processing of your personal data. You may exercise any such aforesaid rights by sending your request to FAB at the following address: [privacy@bankfab.com](mailto:privacy@bankfab.com).