

# Credit Trading Daily Comment

Global Markets

7<sup>th</sup> November 2024



Please click [here](#) to view our recent research publications on MENA and Global Markets

Your attention is drawn to the Important Notice on the final page of this communication

*Please note this is not research. This note is produced by the Sales and Trading team of FAB Global Markets for the use of our institutional client base only. The levels shown are indicative only. Kindly contact our trading desk for live prices.*

## Market Commentary

Wall Street stocks hit a record high and investors dumped bonds as Donald Trump's historic US election victory sent markets around the world scrambling to price in a new regime of trade tariffs and tax cuts. Market participants are now pricing in a clean sweep, a red wave scenario in which Republicans emerge with control of both houses of Congress, which would likely further feed Dollar strength. Treasury yields surged with 10Y wider 16bps yesterday settling at 4.43% – yields on the 30-year long bond reached 4.67%, up 16bps on the day, for their biggest move in two years. Equity markets were up overnight as investors anticipate low taxes and deregulation in the US alongside dollar strength. Companies expected to do well under Trump soared - Tesla roared almost 15% on bets that its chief executive, prominent Trump backer Elon Musk, will benefit while banks jumped on hopes of lighter regulation - Goldman Sachs added 13%. In another sign of the bullish sentiment, the VIX index, Wall Street's measure of expected volatility in stock prices, dropped to 16, its lowest level since late September. Commodities however were one asset class which suffered, as Trump's policies of America first, likely means commodities second. Oil's backdrop heading into 2025 has been pretty downbeat, with expectations for rising supply, lackluster demand growth, and the very real possibility of a glut. Donald Trump's victory probably reinforces the market's negatives, with one important caveat. A Trump administration is likely to be favorably disposed toward the US shale industry, especially in terms of permitting and regulation. Asian stocks fell in the morning, as concerns over tariffs and inflation dominate sentiment.

As mentioned yesterday, we would be wary of any initial market consensus – noting that kneejerk reactions were largely retracted in previous cycles into new year with Asia and US IG offering an historically attractive 5%+ yield. We still have the FOMC meeting tonight – with the market anticipating of 25bps cut and pricing in 4 cuts over the next 12 months.

GCC credit markets saw a strong performance despite the sell-off in underlying rates with bonds closing anywhere from 5-10bps tighter sector dependent. Cash prices failed to keep pace with the velocity of the move in rates and hence were only down around 0.75/1pt in the belly and slightly more in the longer end. Flow wise, it was relatively mixed, after some early client selling from both ETFs and Real money, the wider macro risk on tone seeped through our market and we ended up seeing better buyers, notably in the long end where all in yields now look more attractive.

Across IG names we saw buying cares in KSA sovereign and its quasis, notably Aramco and PIF. The majority of those buying cares were in the 5-10y maturity bucket with some late selling in long end Aramco. We also finally saw some sellers in Saudi Electric bonds which have been a recent outperformer. Flows were a little more two way across ADGB which moves more lockstep with rates. Flows across HY names were also mixed but similar to IG, we did see paper coming out in previously well held names like Sharjah long end and DP World.

There is still a wall of cash out there, with money market funds at record levels, and a significant amount of rotation out of equity funds into fixed income securities, as credit investors still believe central banks will provide decent cover even if the going gets tough.

Synthetics & Rates	Category	Prev day Close	Change (in basis points)		
			1D	1W	1M
JPM EMBI Global Spread bps	Index	309.3	+2.9	+3.9	-3.3
GCC IG + HY Spread (BBG) bps	Index	104.2	+2.9	+1.6	+1.6
ITRX Main 5Y Spread bps	CDS	56.7	-1.1	-0.7	-1.5
ITRX Xover 5Y Spread bps	CDS	302.8	-5.4	-5.9	-10.1
5Y US Treasury Yield	Rates	4.274%	+12.5	+11.3	+40.9
10Y US Treasury Yield	Rates	4.432%	+16.1	+13.1	+40.6

Source: Bloomberg/FAB

Stocks / Commodities / Currencies	Category	Prev day Close	Change (in %)		
			1D	1W	1M
Dow Jones Inds. Avg (US)	DM - Equities	43,730	+3.6%	+3.8%	+4.2%
S&P 500 (US)	DM - Equities	5,929	+2.5%	+2.0%	+4.1%
Nasdaq Composite (US)	DM - Equities	18,983	+3.0%	+2.0%	+5.9%
Nikkei 225 (Japan)	DM - Equities	39,481	+2.6%	+0.5%	+0.4%
Hang Seng (Hong Kong)	EM - Equities	20,538	-2.2%	+0.8%	-11.1%
CSI 300 (China)	EM - Equities	4,024	-0.5%	+3.5%	+0.2%
Abu Dhabi - ADX	EM - Equities	9,425	+2.0%	+1.0%	+3.0%
Saudi Arabia	EM - Equities	12,093	+0.7%	+0.6%	+1.5%
Egypt	EM - Equities	31,045	+0.8%	+2.2%	-2.4%
DXY US\$ Index	Currency	105.09	+1.6%	+1.1%	+2.5%
WTI Oil \$/bbl	Commodity	71.69	-0.4%	+4.5%	-7.1%
Gold spot \$/oz	Commodity	2,659	-3.1%	-4.6%	+0.6%

Source: Bloomberg/FAB

## Major Headlines

- UAE and Australia sign Ceps deal to boost trade to \$15bn by 2032 (Source: The National)
- ADNOC signs 15-year sales and purchase deal with Germany's Sefo for Ruwais LNG project (Source: The National)
- Saudi Electricity's Q3 profit rises 18% to \$1.8bn (Source: Zawya)
- Bahrain's NBB begins proceedings in potential merger with Bank of Bahrain and Kuwait (Source: Zawya)
- Saudi Arabia said to plan \$100bn AI powerhouse (Source: Bloomberg)
- Egyptian pound weakens as local lenders clear more FX requests (Source: Bloomberg)

## Key Macro Data Releases

Region	Data series	Release Date	Period	Survey Median	Prior Reading
US	Nonfarm Productivity	07/Nov	3Q	2.5%	2.5%
	Initial Jobless Claims	07/Nov	Nov 2	223k	216k
	Wholesale Inventories MoM	07/Nov	Sep	-0.1%	-1.1%
	FOMC Rate Decision (Upper Bound)	07/Nov	Nov 7	4.75%	5.00%
GCC	UAE M3 Money Supply YoY	01-05/Nov	Jul	-	14.7%
	Dubai CPI YoY	10-15/Nov	Oct	-	2.5%
	Saudi Industrial Production YoY	10/Nov	Sep	-	1.0%
	Saudi CPI YoY	14/Nov	Oct	-	1.7%
	Egypt Net Reserves	06-11/Nov	Oct	-	\$46.7bn
	Egypt Urban CPI YoY	10/Nov	Oct	-	26.4%
	Egypt Urban CPI MoM	10/Nov	Oct	-	2.1%
	Egypt CPI Core YoY	10/Nov	Oct	-	25.0%

Source: Bloomberg/FAB

Continued...

---

**TRADE IDEAS | \*\*Cash prices to be updated at time of execution\*\***

---

**(1) FED TRADES: EXTENSIONs IN VOGUE → 4 GCC BANK extension switches...**

**(1.a) DIB extension switches**

- **Client sells DIBUH 5.493% 11/30/27 @ 103.00 z+121, y+4.45%**
- **Client buys DIBUH 5.243% 03/04/29 @ 102.85 z+136, y+4.55%**
  - Client picks 15bps in Z for extending only 15 months
  - Client picks up 0.1% in yield, despite yield curve being flat
  - Client takes out 15c in cash
  - Works 10mm x 10mm

**(1.b) GULINT extension switches**

- **Client sells GULINT 2.375% 09/23/25 @ 97.65 z+90, y+4.75%**
- **Client buys GULINT 5.75% 06/05/29 @ 105.15 z+135, y+4.55%**
  - Client picks 45bps in Z for extending just under 4 years
  - 11bps a year is too steep for any GCC financial!
  - Client moves into more liquid recent issue
  - Works 10mm x 10mm

**(1.c) FABUH extension switches**

- **Client sells FABUH 4.581% 01/17/28 @ 101 z+100, y+4.25%**
- **Client buys FABUH 4.779% 01/23/29 @ 102 z+110, y+4.27%**
  - Client picks 10bps in Z for extending 1 year
  - Client moves into more liquid recent issue
  - Client remains within sukuk securities
  - Works 10mm x 10mm

**(1.d) EIBUH extension switches**

- **Client sells EIBUH 1.827% 09/23/25 @ 97.25 z+75, y+4.62%**
- **Client buys EIBUH 5.431% 05/28/29 @ 104.25 z+125 y+4.42%**
  - Client picks 50bps in Z for just under 4yr extension - one of the steepest curves in the Sukuk space
  - Client moves into more liquid recent issue
  - Works 10mm x 10mm

**(2) BANK ALPHA: ADCB → BSF, pick 20bps in Zsp**

- **Client sells ADCBUH 5.50% Jan 29s @ 103.80, YTM 4.50%, Z+105**
- **Client buys BSFR 5.00% Jan 29s @ 101.30, YTM 4.70%, Z+125**
  - Client moves out of expensive Abu Dhabi risk, into KSA
  - Client picks up 20bps in Z spread, ¼% pick up in yield
  - Client takes out 2.5pts in cash
  - Client remains in exactly the same duration & tightening is expected if rates get a decent cut lower
  - Client drops only 1 notch in rating from A to A-
  - Client moves out of conventional to well sought after sukuk paper
  - Works 10mm x 10mm

**(3) OMAN Sovereign Steepener**

- **Client sells OMAN 7% 10/28/2032 @ 113, YTM 5.36%, Z+174**
- **Client buys OMAN 5% 01/17/2028 @ 101.50, YTM 5.11%, Z+146**
  - Take out 12pts in cash, Oman 32 is the highest cash price on the curve technically has reached its potential upside proven by lack of secondary market activity, and rally in cash price in Q3 2024 was driven mostly by rates.
  - Recent rating upgrade by S&P to BBB- positive for front end especially in 5 year tenor, 2028 and 2029 which will benefit from ETF and index buyers once the sovereign gets upgraded by Fitch and Moody's in coming months (in our view).

- The slope of the curve too flat where BBG prices marked at 31bp versus tradeable level of 38bp. We expect normalization and steeper curve towards 60bp
- Works 25x 25

Fundamentals: The recent S&P upgrade to IG is based on various positive expectation in the short-term (3-year horizon through 2027):

- (1) Govt will post fiscal surpluses over 2024-2027, averaging 1.9% of GDP
- (2) External debt levels expected to reduce further to ~29% of GDP by 2027, which has already declined to around 35% of GDP this year from 68% of GDP in 2020
- (3) Oman's fiscal resilience against external shocks has strengthened through debt reduction and various fiscal reforms it has taken in past four years
- (4) Deleveraging at Omani GREs underpins the credit outlook: Total GRE debt have now declined to \$33.8bn (30% of GDP) in June 2024, compared with a peak of \$35.9bn (41% of GDP) at end-2021
- (5) Govt is expected to continue to reduce its footprint in the economy and uplift the non-oil private sector to attract more foreign direct investment

**(4) UAE ALPHA: UAE → ADGB, pick 8bps in Zsp**

- **Client sells UAE 4.917% 33s @ 100.25 z+76**
- **Client buys ADGB 5% 34s @ 100.35 z+84**
  - Client moves from Federal level to ADGB emirate
  - 1 notch uptick in rating from AA- to AA
  - Picks up 8 bps in Z
  - Pick up in liquidity given ADGB is more recent issue
  - ADGB trades inside UAE normally, and will revert in our opinion
  - Works 15mm x 15mm

*Continued...*

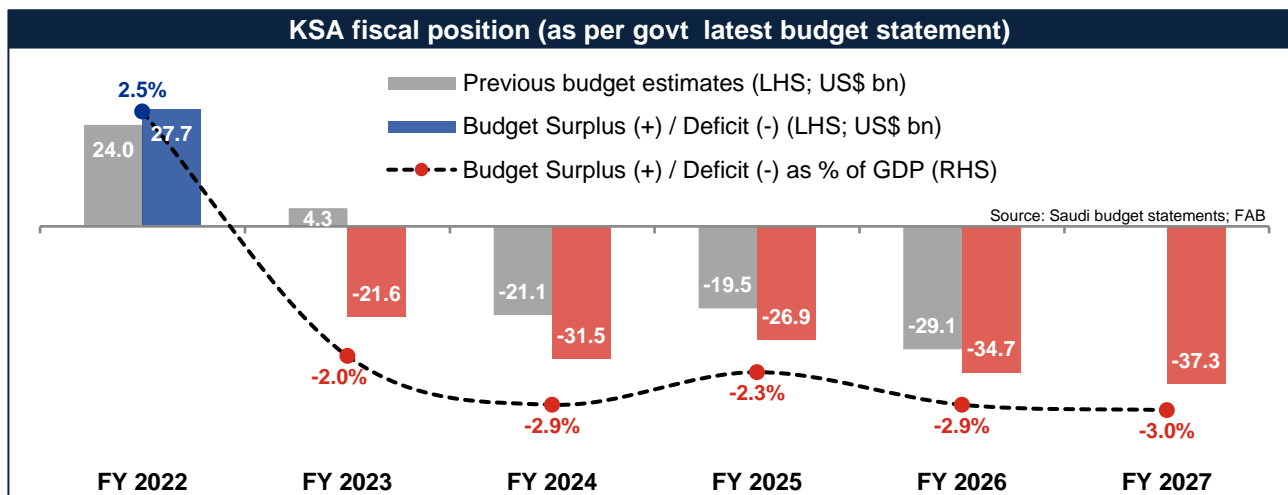
## Credits specific commentary

### Saudi Arabia revised up its fiscal deficit estimates for 2024 to 2027

Accumulated deficit between 2024 and 2027 would be around \$130bn

#### Budget Deficit:

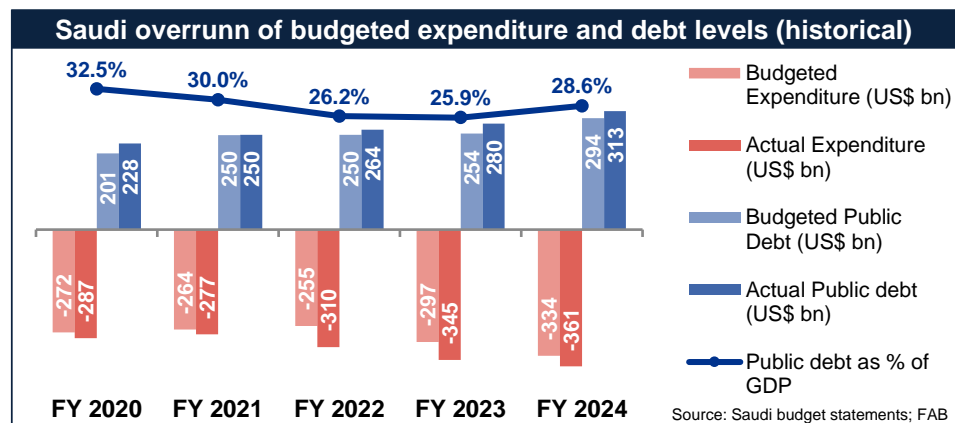
- The government revised up its 2024 full year budget deficit to SAR 118bn (\$31.5bn) or 2.9% of GDP vs its previous estimate of \$21bn or 2% of GDP
- H1 budget deficit was SAR 28bn – so the bulk of the FY deficit (SAR 90bn) will be booked in H2
- KSA now projects deficit till 2027 and raised the estimates for 2025 and 2026 as compared to the previous update
- FY 2025 deficit seen at \$26.9bn or 2.3% of GDP vs previous forecast of \$19.5bn/1.6% of GDP
- FY 2026 deficit estimated at \$34.7bn or 2.9% of GDP vs previous forecast of \$29.1bn/2.3% of GDP
- FY 2027 deficit is projected at \$37.3bn or 3% of GDP
- The accumulated deficit between 2024 and 2027 would be around \$130bn



Our view on the budget estimates: Historically the Saudi govt tend to overrun its budgeted expenditure and as a result, the public debt stock too overrunning the budget (please see below chart). Based on this observation, and the quantum of projects the kingdom in executing as part of its Vision 2030 diversification strategy, we believe that the 2025 expenditure and deficit projections are conservative and the govt would overrun these estimates.

As a result we continue to expect high external debt supply from Saudi in the coming years. It is indeed worth highlighting a line from the budget statement, which

said: "Additional proactive financing may also be considered based on market conditions to manage future debt principal repayment, in addition to pursuing government alternative financing for capital and infrastructure projects."



#### Public Debt:

- Saudi public debt reached SAR 1,149bn (\$306.4bn) by the end of H1 2024
- 59% of current total public debt is domestic debt and 41% debt are external
- The govt said it raised total SAR 172bn (\$45.9bn) from financing activities in H1
  - SAR 68bn (\$18.1bn) came from external borrowings; 40%
  - SAR 104bn (\$27.7bn) came from Domestic borrowings; 60%
- The govt expects the public debt to reach SAR 1,172bn (\$313bn) by end of 2024 (28.6% of GDP). This means govt debt will grow by SAR 3bn (\$6.1bn) in H2, which in our opinion would mostly come from domestic borrowings.
  - \$3.15bn already raised through the Q3 riyal sukuk programme and can easily expect another \$3bn in Q4



#### Real and Nominal GDP:

- The govt estimates Real GDP growth of 0.8% for the full year of 2024 vs its 4.4% projection in December budget statement (real GDP declined 1% in H1 2024; Oil GDP fell 10% in H1 and non-oil GDP grew 4.1%)
- 2024 Non-oil GDP growth seen at 3.7% vs 6.3% projection in the December budget statement
- The govt has also scaled down nominal GDP number for 2024 to SAR 4,091bn from SAR 4,261bn, that's down by SAR 170bn or \$45bn
- Real GDP growth however expected to accelerate to 4.6% in 2025, as the govt aims to increase its oil production. The projection is similar to the projections from the IMF and S&P

#### Budget Revenues and Expenditure:

- **Revenues** estimate for FY 2024 has been revised upward to SAR 1,237bn(\$330bn), up 5.5% from the original budget and 2% higher from 2023 actual revenue
  - Tax revenues would account 29% of total govt revenue at SAR 362bn (\$97bn);
  - H1'24 govt revenue grew 8.6% to SAR 647bn, mean govt is expecting to book SAR 590bn revenue in H2
    - The growth mainly came from 10.2% jump in oil revenue due to the enhanced performance-linked dividends from Aramco
    - Non-oil revenue grew 6.2%
      - Tax revenue was SAR 199bn (31% of total revenue), up 4.5% yoy
- **Expenditure** estimate for FY 2024 has also been revised-up to SAR 1,355bn (\$361bn), up 8.3% from the original budget and 2% higher from 2023 actual revenue
  - SAR 1,158bn of spending would come from OPEX, 9% higher than the original budget, as the govt is increasing the social benefits by 54.3% compared to approved budget
  - Capex expected to reach SAR 198bn, up 4.6% from the budget
  - H1'24 expenditure jumped 11.7% yoy to SAR 675bn
    - The govt said the jump came from 7.6% rise in OPEX to SAR 575bn (55% of the increase came from spending on subsidies)
    - Expenditures on financing expenses increased by 11.9%
    - Capex was SAR 99bn, up 43.2%

#### **Saudi Arabia's credit outlook upgraded to "Positive" by S&P and rating was affirmed at 'A'**

S&P's upgraded the outlook to positive on 13<sup>th</sup> Sept 2024, citing:

- (1) Strong non-oil growth prospects over the medium term amid wide-ranging reforms and investments to expand the non-oil sector to diversify the economy away from oil; GDP growth could average 4.3% over 2025-2027
- (2) Recalibration of some large infrastructure projects would help to contain pressure on public finances; and the fact that even as the government and wealth fund PIF accumulate higher debt, government will remain in a strong net asset position of above 40% of GDP through 2027
- (3) Economic resilience against ongoing volatility stemming from the hydrocarbon sector

S&P highlighted the below points as key credit strength and driver of the change in outlook:

- Current investments (into the non-oil sector) will spur domestic consumption by the kingdom's over 35 million (largely young) population
- Investments would potentially increase the productive capacity of sectors like manufacturing, logistics, & mining
- Over the longer term, Saudi Arabia will likely emerge as a more diversified economy, with more jobs created for the young population, and broader workforce participation
- Non-oil sector (including government activities) already account for about 70% of GDP
- Significant growth potential for the tourism sector. The sector (constituting both religious and non-religious tourism) currently contributes about 4% of GDP. In 2023, Saudi Arabia's tourist numbers topped that of the G-20 countries and tourism receipts comprised 9% of current account receipts, up from 5% the year before.
- PIF continues to pump \$40bn a year in investments in the local economy toward giga/mega projects including Neom, the Quiddiya entertainment park, and the Red Sea Project
- S&P expects the Saudi economy to grow just 1.4% in 2024, relative to last year's 0.8% contraction, but growth will accelerate to average 4.3% over 2025-2027 with the pick-up in construction for Vision 2030 projects and the services sector, supported by consumer demand and an expanding workforce.
- The newly passed *investment law*, effective from February 2025, seeks to achieve parity between domestic and foreign investors and simplify rules and regulations to make foreign investment more attractive
- Large hydrocarbon reserves and low production costs, alongside large cash buffers at national oil company Saudi Aramco, provide Saudi Arabia some resilience to a global energy transition to low-carbon alternatives

- Dividends from Aramco (including performance-linked dividends) are set at about \$43bn in FY 2024 (nearly 4% of GDP). These exceptional dividends could continue beyond this year given the suspended capex on their maximum sustainable capacity targets

*S&P's view on Saudi fiscal metrics:*

- (1) Govt to run fiscal deficits of 2%-3% of GDP through 2027, which is expected to average 2.4% over 2024-2027;
- (2) Public investment will be the key driver of government spending growth and fiscal deficits
- (3) Net government asset position will reduce to 44% of GDP in 2027, from around 60% estimated in 2023;
- (4) Gross general government debt rising gradually to about 28% of GDP in 2027, from 22% in 2023
  - a. Govt is mainly targeting external debt issuances through Eurobonds, sukuk, and alternative funding transactions such as project finance
- (5) Current account surpluses averaging 1.2% of GDP over 2024-2027, following a surplus of 3.2% in 2023

*S&P said it could upgrade Saudi Arabia's rating in next two years if:*

- (1) Ongoing reforms lead to steady growth in GDP per capita;
- (2) GDP growth is supported by continued momentum in non-oil growth
- (3) Institutional landscape in the country strengthens, which could be evident through:
  - a. Effective implementation of the ongoing economic transformation; and
  - b. Development of domestic capital markets

*S&P also said it could revise the outlook to stable if it sees:*

- (1) Pronounced fiscal weakening, or
- (2) If real per capita GDP growth were to fall relative to its current forecasts
- (3) A material rise in domestic or regional instability

*Some of the challenges and risk highlighted by S&P are:*

- (1) Execution risks to reforms and investments could arise from a sharper fall in oil prices and volumes and the ensuing impact on public finances
- (2) Geopolitical risks from regional instability

**Oman's credit rating was upgraded to investment grade by S&P on 27<sup>th</sup> September; Outlook stable**

*S&P cited the following rationale for the rating upgrade as it concluded the positive review it initiated in March this year and upgraded the long-term ratings on Oman to 'BBB-' from 'BB+'*

- (1) The Omani government, along with many state-owned enterprises (SOEs), is continuing to deleverage its balance sheet
- (2) The authorities also remain committed to advancing their longer-term structural reform agenda aimed at strengthening economic resilience.
- (3) S&P forecasts that Oman will be in a small net general government asset position by the end of 2024, compared with a net debt position of 19% in 2021.

*S&P highlighted the following upside and downside scenarios to the BBB- rating:*

- Upside scenarios: S&P said it could raise Oman's ratings *over the next two years* if:
  1. Reforms lead to steady growth in Oman's GDP per capita supported by continued momentum in non-oil growth.
  2. Measures to strengthen institutions that, for example, support economic diversification and the development of domestic capital markets, could be positive for the ratings.
- Downside scenarios: S&P said it could lower the ratings if:
  1. Oman's fiscal and economic reform implementation were to slow, or
  2. An unfavorable external environment such as a terms of trade shock were to result in fiscal deficits and net debt levels significantly above our forecasts

*S&P on Oman's improving public finances & GDP:*

- Govt expected to post fiscal surpluses of 1.9% of GDP over 2024-2027
  - S&P assuming Brent oil prices of about \$80 per barrel (/bbl) from 2025 until 2027
- External debt levels are expected to *reduce further to 29% of GDP by 2027*, from 68% of GDP in 2020
- Oman's fiscal resilience against shocks has strengthened, even though overall fiscal position still remains highly dependent on oil price movements

- Authorities remain committed to rationalizing expenditure by phasing out energy subsidies.
- Non-hydrocarbon govt revenue will increase through various reforms
- Govt accumulating sizable liquid assets and expected to average 36% of GDP until 2027:
  - Govt continues to accumulate sizable liquid buffers via its deposits in domestic institutions and the central bank, alongside its sovereign wealth fund - the Oman Investment Authority (OIA).
- Oman's gross foreign exchange reserves have stabilized at about \$17bn, owing to lower government foreign currency debt issuance and external debt repayments.
- S&P expects the reserves to remain at this level through 2027
- GDP expected to grow about 2% per year on average over 2024-2027
- S&P estimates the government external assets at about 30% of GDP

*S&P on Oman's structural reforms:*

- Govt introduced value-added tax (VAT) in 2021 and plans to raise the VAT rate
- Authorities prioritize improving corporate tax administration and collection over raising government fees
- Gradually cutting electricity, water and waste management subsidies
- Put a tighter rein on capital and current spending
- Reforming public wages
- Improving transparency and data disclosure as the govt now publish quarterly real GDP data, monthly fiscal positions, a yearly international investment position, and an IMF Article IV.
- Govt is set to implement personal income tax on higher earners

*S&P on deleveraging at Omani GREs, supporting the govt's credit outlook:*

- Total government-related entity (GRE) debt now declined to \$33.8bn (30% of GDP) in June 2024, compared with a peak of \$35.9bn (41% of GDP) at end-2021, as the govt reorganized its GRE sector over the past few years to enhance operational efficiencies and improve financial positions through asset divestments
- S&P assumes that the govt will continue to reduce its footprint in the economy – it will move into a regulator role (from owner) – to help develop the non-hydrocarbon private sector and attract foreign direct investment.
- Established Oman Investment Authority (OIA) in 2020 to better manage the government's financial assets and public enterprises. Most GREs are now managed by OIA – e.g. – OQ, Nama Holding
- Established Energy Development Oman (EDO) in 2020 to help realize efficiencies and pursue new growth opportunities in Oman's energy sector. Transferred ownership of Petroleum Development of Oman (PDO) and its 60% stake in the Block 6 oil concession to EDO in 2021. Block 6 is the country's largest oil and gas field.
- In 2022, the govt established Integrated Gas Co. (IGC) to oversee the gas industry along the similar lines as EDO's oversight of the oil sector.
- Total GRE debt now declined to \$33.8bn (30% of GDP) in June 2024, compared with a peak of \$35.9bn (41% of GDP) at end-2021.
- In 2023, the government launched the OMR 2bn (\$5.2bn) Future Fund Oman to invest in the non-hydrocarbon economy and attract foreign investment. The fund will be financed by the Ministry of Finance by up to OMR 400m (about \$1bn) annually over the next five years.

**Oman's outlook was upgraded to "Positive" by Moody's on 29<sup>th</sup> August 2024; rating was affirmed at Ba1 citing:**

- (1) Further improvements in Oman's government debt metrics observed over the past nine months
- (2) Increased likelihood that Oman's fiscal strength could be sustained at a stronger level

*Moody's highlighted the below points as key credit strength and driver of the change in outlook:*

- Declining debt burden was achieved through the Govt's prudent fiscal management of the windfall from revenue gains from elevated oil prices
- Govt debt declined ~27% in nominal terms during 2022-2023 and fell further by 5.6% in Jan-July 2024
- Govt debt now reached ~34% of the projected full-year GDP in July'24, from the peak of 67.9% of GDP in 2020.
- Stock of foreign-currency denominated government debt dropped to 24% of the projected full-year GDP from more than 50% of GDP in 2020.
- Debt reduction over the past two years has been achieved without drawing down its stock of financial assets
- Declining debt burden has expanded the government's fiscal space and strengthened the capacity to absorb unexpected external shocks
- Stronger debt metrics afford the govt additional time to implement further structural reforms and achieve greater economic and fiscal diversification
- The overall gains in fiscal strength indicators appear more sustainable in the medium term



Moody's said it could upgrade Oman's Ba1 rating if it feels more confident that the improvements in govt debt metrics achieved during 2023 can be sustained in the medium term, which could be evidenced through:

- (1) Combination of declining non-hydrocarbon fiscal and current account deficits
- (2) A further expansion of the government's non-hydrocarbon revenue base
- (3) A trend improvement in non-hydrocarbon sector growth
- (4) A strengthening of the medium-term fiscal planning framework, jointly pointing to gradually diminishing economic and fiscal reliance on the hydrocarbon sector and improving capacity to absorb hydrocarbon revenue shocks.
- (5) In near term, Moody's would like to see the strengthening of the public finance framework through an update of a medium-term fiscal program that clearly outlines the government's spending objectives and its policy reaction function in the face of external shocks and a progress on implementing the mooted personal income tax and by the passing of a 2025 budget that is consistent with a stable or further declining government debt trajectory.

**Egypt's credit rating was upgraded by Fitch Ratings by one notch to 'B/Stable' on 1<sup>st</sup> November 2024** citing improved macroeconomics – e.g. strengthened external finances (through foreign investments), increased non-resident inflows into the local debt market, financing received from International Financial Institutions like the IMF and World Bank and recovered FX buffers – supported by the fiscal reforms undertaken by the authorities e.g. flexible exchange rate and tighter monetary conditions

Fitch Ratings noted the following as some of the major positive developments and driver behind the rating upgrade:

- (1) Fitch has now *greater confidence* that the current flexible exchange rate policy will prove more durable than in the past. It sees no evidence of central bank intervention since the 38% currency devaluation in March. It also noted that the parallel market currency rate has not diverged since
- (2) Interbank FX volumes have risen by around 10x from their stressed level prior to currency unification, and there is no reported FX backlog at banks.
- (3) Banking sector net foreign asset position recovered to near balance, from a deficit of \$17.6bn in January
- (4) International reserves have increased by \$11.4bn during 9M24 to reach \$44.5bn
- (5) Non-resident holding of domestic debt since February have increased by an estimated \$17bn
- (6) As part of the \$35bn investment deal with the UAE, Egypt has seen \$24bn of new foreign-currency inflows and the remaining \$11bn came as UAE's existing loan to Egypt converted into deposits at the Central Bank of Egypt, thus reducing the country's external debt

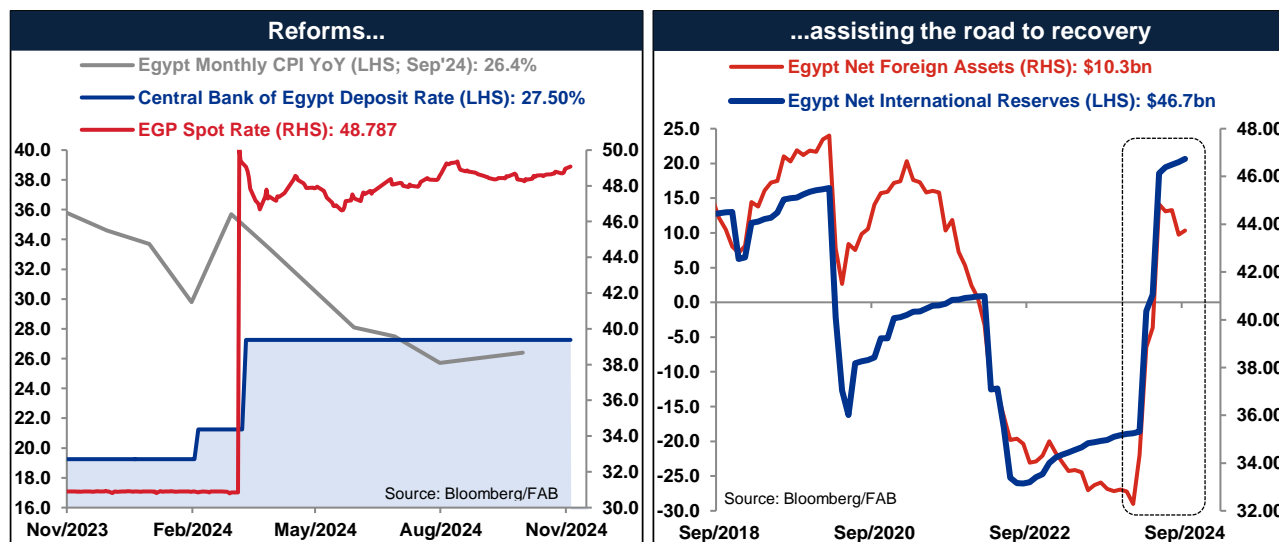
Some of the *medium-term positive expectations* from Fitch are as follows:

- (1) **FDI to increase:** Fitch projects that FDI will average \$16.5bn across fiscal year ending June 2025 (FY25) and FY26, with new investment from Saudi Arabia, and in Ras El-Hekma
- (2) **Current account deficit will decline:** The increase in FDI will help to reduce the current account deficit to 5.2% in FY25 and 4% in FY26 (from 5.4% in FY24)
- (3) **FX reserves will be above 'B' median:** Fitch projects FX reserves at 4.4 months of current external payments at the end of FY26 (June 2026), from 5.0 at end-FY24, still above the 'B' median of 3.8 months.
- (4) **Inflation to decline to around low-10s level:** Fitch forecasts the inflation to slow to 12.5% at end-FY25, falling further to 10.6% at end-FY26. Inflation already declined to 26.4% in Sep'24 from 35.7% in Feb'24
- (5) **General govt debt to decline:** Fitch expects general government debt to decline to 78.9% of GDP in FY26, from 89.1% in FY24
- (6) **Interest liability to decline:** Fitch also expects the CBE to cut policy interest rate to levels consistent with a real rate of near 4% (from the currently held rate of 27.25%). This will drive a fall in General govt debt interest/revenue (which is lower than at the central government level) to ~37% in FY29, from a peak of 61% in FY25, given the short-term maturity of domestic debt.
- (7) **GDP growth to pick up:** Real GDP growth rate will pick up from 2.4% in FY24 to 4% in FY25 and 5.3% in FY26
- (8) **Resilient banking sector:** According to Fitch, Egypt's large and liquid banking sector provides financing flexibility for the sovereign.

Some of the *challenges Egypt still deals with and already factored into Fitch's 'B' rating* are as follows:

- (1) **Govt debt and interest burden still high:** Egypt's general government debt (at ~89% and expected 78.9% in FY26) will be still well above the 'B' median of 56.4%. Moreover, general govt debt interest/revenue (at ~37% in FY29) is still almost treble the current 'B' median of 13.9%.
- (2) **Greater geopolitical risk impacting Suez Canal revenue:** Fitch expects Suez Canal revenue to recover only gradually to around half of the FY23 level in FY26
- (3) **Tourism revenue steady:** Tourist revenue has been relatively resilient, broadly unchanged in FY24.

- (4) High unemployment: High inflation and structural challenges that include weak governance and high youth unemployment could give rise to lingering risks of greater social instability
- (5) Maintaining the deeper structural reform is challenging: Fitch thinks that maintaining the deeper structural reform – conditions attached to the IMF loan – to enhance private sector activity and competitiveness, is key to lift sustainable growth and avoid renewed build-up of external imbalances in the medium term. The rating agency assumes that the current administration is committed to reforms demand attached to the IMF loan.
- (6) Sizeable additional contingent liability: Fitch thinks Egypt's large, complex, and still opaque broader public sector create sizeable additional contingent liability risk



Below is a summary of some major news flows from Egypt in past few weeks/months which have been indeed positive and supported the credit rally:

\*IMF's positive remarks on Egypt: The head of IMF is in Egypt to review the \$8bn loan programme and she made some positive remarks on Egypt saying:

- (1) Egypt is committed to reforms and the actions leading to macroeconomic stability
- (2) The country has now “strong buffers” against external shocks
- (3) She said Egypt would be able to generate the equivalent of 1% of gross domestic product in extra revenue over a 12-month period by reforming the tax

\*Asset Sale: Egypt is targeting to raise around \$2bn-\$5bn from asset sale by the end of the current financial year which finishes in in June 2025. Indeed, last year the country said it would sale stake in 32 state owned entities ranging from banking and oil to real estate, insurance and ports. Some recent remarks made by govt:

- It would sell the 20% stake in holds in Alex Bank to Intesa Sanpaolo, which already owns 80% in Alex
- Stake sale in United Bank through local IPO in Q1 of 2025

\*Eurobond issue: According to Bloomberg News, Finance Minister Ahmed Kouchouk told some international investors in several in-person meetings in London in September 2024, Egypt is planning to sell eurobonds as soon as this fiscal year that started in July 2024. This would be Egypt's first foray into US\$ bond sale since 2021. As the country was grappling through the fiscal challenges, Egypt took a pause from the mainstream Eurobonds market, but did issue a Samurai bond in 2022 and a Panda bond n 2023 to diversify its sources of funding

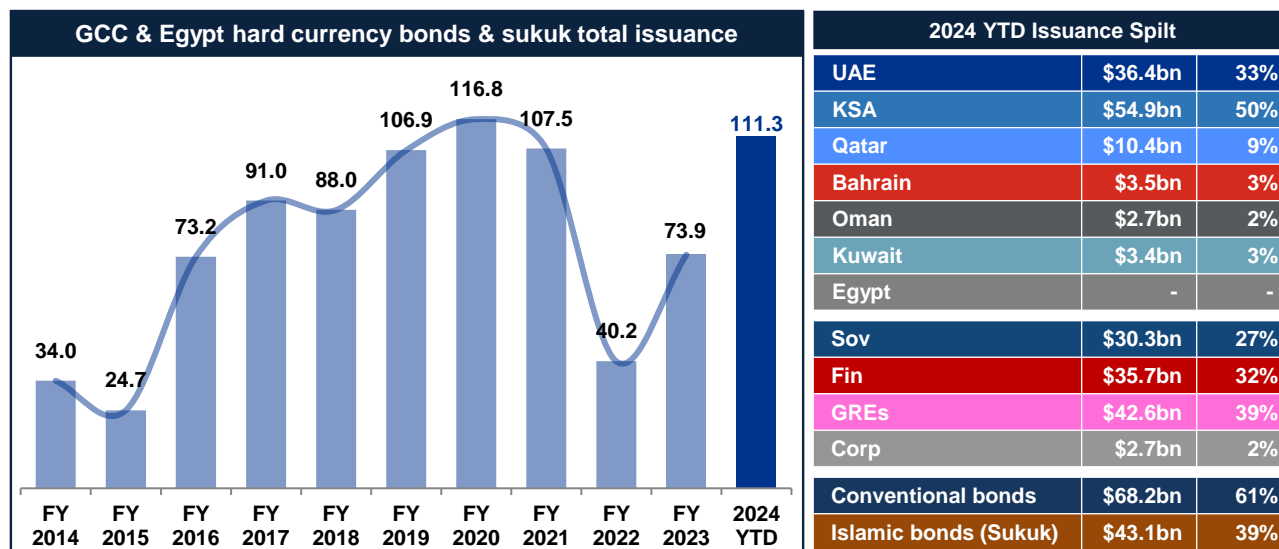
\*FDI: On the FDI side also, Egypt is progressing well, capitalizing its GCC ties.

- PIF would invest \$5bn in Egypt and this is on top on the support Egypt already received from Saudi - e.g. -
  - The \$5.3bn medium to long-term deposits Saudi has made in Egypt's central bank
  - Saudi also made a \$5bn short-term deposits in 2022, which is believed to have been rolled over
- The \$5bn PIF investment is the 1st phase of investment commitments from Saudi, so more could follow later
- Egypt has said it will offer investors 5 new coastal areas sites for development along the Red Sea, including Ras Benas. This is aimed to attract further investments in deals similar to UAE's \$24bn Ras El-Hekma agreement

\*Remittance inflows: On the remittance front, the inflows have increased by 32.4% yoy in the first seven months of 2024 to reach \$15.5bn. The CBE noted that remittances in July 2024 rose for the fifth consecutive month, soaring by 86.8% year-on-year reaching \$3bn

**YTD new issuance from the ‘GCC & Egypt’ (hard currency bonds) – now reached \$111bn**, now at the second highest level after FY 2020 in the regional market’s history.

- Issuance from Saudi Arabia now accounts 50% of this, taking the figures to ~\$55bn – that’s the highest amount of issuance from KSA ever in a single year, surpassing FY 2023 when it hit \$41bn
  1. KSA Sovereign bonds were \$17bn
  2. PIF issued \$9.8bn
  3. Aramco raised \$9bn and Greensaif Pipeline issued \$3bn and
  4. KSA Financials have printed around \$12.6bn and expect more to come from them
- UAE issuers have raised ~\$36bn this year accounting 33% of the total issuance
- In terms of Conventional and Sukuk split – volume wise the ratio is 61%:39%
- However, by count we have seen 51 Sukuk prints this year (size above \$200m) vs 36 last year, which was the highest ever for a single year. Of the 51 Sukuk, 22 came from KSA and 14 from the UAE.



Note: \*Hard currency (US\$, €, £, AU\$, JP¥, CA\$, CHF) bonds & sukuk issuances from the six nations in the GCC & Egypt; This includes both fixed and floating rate issuances of \$100m or above and maturity of 1-year or above; All figures are indicative figures as the analysis is limited by the availability of information from a third-party database; Source: Bloomberg / FAB

Continued...

## GCC & Egypt New Issue Monitor (1/2)

Security	Pricing Date	Issuer Type	Sukuk	ESG	CCY	Issue Tenor	Issue Amount (MM)	Pricing Spread	Current Price	Price Δ	Current Spread	Spread Δ
FABUH 4.779 1/29 S 4.2Y	8-Jan-24	Fin	Y	N	USD	5y	800	T+85	99.650	-0.350	T+56	-29
KSA 4.75 1/30 5.2Y	8-Jan-24	Sov	N	N	USD	6y	3250	T+90	98.767	-0.528	T+72	-18
KSA 5 1/34 9.2Y	8-Jan-24	Sov	N	N	USD	10y	4000	T+110	98.422	-0.571	T+76	-34
KSA 5.75 1/54 29.2Y	8-Jan-24	Sov	N	N	USD	30y	4750	T+170	95.312	-2.480	T+147	-23
KFHKK 5.011 1/29 S 4.2Y	10-Jan-24	Fin	Y	N	USD	5y	1000	T+105	100.317	+0.317	T+60	-45
OTELSU 5.375 1/31 S 6.2Y	17-Jan-24	Corp-GRE	Y	N	USD	7y	500	T+131	99.978	-0.022	T+98	-33
QIIKQD 5.247 1/29 S 4.2Y	17-Jan-24	Fin	Y	Y	USD	5y	750	T+160	102.339	+2.339	T+32	-128
BSFR 5 1/29 S 4.2Y	18-Jan-24	Fin	Y	N	USD	5y	700	T+105	100.456	+0.810	T+56	-49
PIFKSA 5 1/29 4.2Y	22-Jan-24	Corp-GRE	N	N	USD	5y	1750	T+115	99.278	+0.062	T+88	-27
PIFKSA 5.25 1/34 9.2Y	22-Jan-24	Corp-GRE	N	N	USD	10y	1750	T+145	98.801	+1.117	T+95	-50
PIFKSA 5.375 1/54 29.2Y	22-Jan-24	Corp-GRE	N	N	USD	30y	1500	T+205	88.295	+1.677	T+162	-43
QNBK 4.875 1/29 4.3Y	23-Jan-24	Fin	N	N	USD	5y	1000	T+100	99.813	+0.613	T+59	-41
BHRAIN 6 2/31 S 6.3Y	6-Feb-24	Sov	Y	N	USD	7y	1000	T+193	101.673	+1.673	T+121	-72
BHRAIN 7.5 2/36 11.3Y	6-Feb-24	Sov	N	N	USD	12y	1000	T+341	104.043	+4.043	T+251	-90
SECO 4.942 2/29 S 4.3Y	6-Feb-24	Corp-GRE	Y	N	USD	5y	800	T+90	100.256	+0.256	T+56	-34
SECO 5.194 2/34 S 9.3Y	6-Feb-24	Corp-GRE	Y	N	USD	10y	1400	T+110	100.481	+0.481	T+66	-44
ISCODV 4.95 2/29 S 4.3Y	7-Feb-24	Supra	Y	N	USD	5y	500	T+92	98.750	-1.250	T+74	-18
MAZOOON 5.5 2/29 S 4.3Y	7-Feb-24	Corp-GRE	Y	N	USD	5y	500	T+160	100.973	+1.614	T+93	-67
ESICSU 5.831 2/29 S 4.3Y	7-Feb-24	Corp	Y	N	USD	5y	700	T+180	101.850	+1.850	T+102	-78
SNBAB 5.129 2/29 S 4.3Y	20-Feb-24	Fin	Y	Y	USD	5y	850	T+90	100.964	+0.964	T+58	-32
FABUH 5 2/29 4.3Y	21-Feb-24	Fin	N	N	USD	5y	850	T+90	99.923	+0.664	T+71	-19
BINHLD 9.625 2/27 S 2.3Y	22-Feb-24	Corp	Y	N	USD	3y	500	T+515	103.030	+3.030	T+380	-135
DIBUH 5.243 3/29 S 4.3Y	26-Feb-24	Fin	Y	Y	USD	5y	1000	T+95	101.192	+1.192	T+64	-31
PIFKSA 5.171 3/31 S 6.3Y	27-Feb-24	Corp-GRE	Y	N	USD	7y	2000	T+85	99.941	-0.059	T+77	-8
SHJGOV 6.125 3/36 11.3Y	28-Feb-24	Sov	N	Y	USD	12y	1000	T+195	99.543	+0.454	T+172	-23
ALINMA Perp 3/29 S 4.3Y to Call	28-Feb-24	Fin	Y	N	USD	Perp	1000	T+234	103.641	+3.641	T+120	-114
ARACEN 9.5 3/29 S 4.3Y	29-Feb-24	Corp	Y	N	USD	5y	600	T+534	103.358	+3.358	T+399	-135
RJHIAB 5.047 3/29 S 4.3Y	5-Mar-24	Fin	Y	Y	USD	5y	1000	T+90	100.853	+0.853	T+52	-38
DHBKQD 5.25 3/29 4.3Y	5-Mar-24	Fin	N	N	USD	5y	500	T+130	99.989	+0.794	T+95	-35
MUBAUH 4.959 4/34 S 9.4Y	26-Mar-24	Corp-GRE	Y	N	USD	10y	1000	T+70	99.514	-0.486	T+57	-13
COMQAT 5.375 3/29 4.4Y	26-Mar-24	Fin	N	N	USD	5y	750	T+125	101.660	+2.204	T+64	-61
ADGB 4.875 4/29 4.5Y	23-Apr-24	Sov	N	N	USD	5y	1750	T+35	100.860	+1.259	T+37	+2
ADGB 5 4/34 9.5Y	23-Apr-24	Sov	N	N	USD	10y	1500	T+45	100.612	+0.954	T+47	+2
ADGB 5.5 4/54 29.5Y	23-Apr-24	Sov	N	N	USD	30y	1750	T+90	100.283	+1.956	T+86	-4
KIBKK Perp 5/29 S 4.5Y to Call	24-Apr-24	Fin	Y	N	USD	Perp	300	T+195	102.579	+2.579	T+173	-22
APICOR 5.428 5/29 4.5Y	25-Apr-24	Supra	N	Y	USD	5y	750	T+74	101.391	+1.391	T+64	-10
ADQABU 5.375 5/29 4.5Y	30-Apr-24	Corp-GRE	N	N	USD	5y	1250	T+80	101.431	+1.962	T+71	-9
ADQABU 5.5 5/34 9.5Y	30-Apr-24	Corp-GRE	N	N	USD	10y	1250	T+90	102.123	+2.616	T+77	-13
ALDAR 5.5 5/34 S 9.5Y	8-May-24	Corp-GRE	Y	Y	USD	10y	500	T+110	102.790	+3.427	T+66	-44
ISDB 4.754 5/29 S 4.5Y	8-May-24	Supra	Y	N	USD	5y	2000	T+50	100.963	+0.963	T+21	-29
RJHIAB Perp 5/29 S 4.5Y to Call	9-May-24	Fin	Y	Y	USD	Perp	1000	T+189	103.597	+3.597	T+116	-72
EIBUH 5.431 5/29 S 4.6Y	21-May-24	Fin	Y	Y	USD	5y	750	T+100	102.581	+2.581	T+49	-51
QATAR 4.625 5/29 4.6Y	21-May-24	Sov	N	Y	USD	5y	1000	T+30	100.357	+0.859	T+24	-6
QATAR 4.75 5/34 9.6Y	21-May-24	Sov	N	Y	USD	10y	1500	T+40	100.204	+0.739	T+28	-12
MUBAUH 5.294 6/34 9.6Y	23-May-24	Corp-GRE	N	N	USD	10y	750	T+80	100.292	+0.292	T+80	+0
KSA 5.25 6/27 S 2.6Y	28-May-24	Sov	Y	N	USD	3y	1250	T+60	101.070	+1.382	T+53	-7
KSA 5.25 6/30 S 5.6Y	28-May-24	Sov	Y	N	USD	6y	1500	T+75	100.920	+1.422	T+75	+0
KSA 5.25 6/34 S 9.6Y	28-May-24	Sov	Y	N	USD	10y	2250	T+85	100.544	+1.707	T+74	-11
GULINT 5.75 6/29 4.6Y	29-May-24	Fin	N	N	USD	5y	500	T+130	103.168	+3.941	T+67	-63
NTBKKK 5.5 6/30 5.6Y	30-May-24	Fin	N	Y	USD	6y	500	T+95	102.001	+2.096	T+70	-25
BBK 6.875 6/29 4.6Y	30-May-24	Fin	N	N	USD	5y	500	T+230	102.957	+2.957	T+182	-48
MASQUH Perp 6/29 4.6Y to Call	3-Jun-24	Fin	N	N	USD	Perp	500	T+276	103.785	+3.784	T+191	-85
PIFKSA 5.125 6/29 4.6Y	4-Jun-24	Corp-GRE	N	N	GBP	5y	300	UKT+115	99.217	-0.305	T+94	-21
PIFKSA 5.625 6/39 14.6Y	4-Jun-24	Corp-GRE	N	N	GBP	15y	350	UKT+125	98.506	-1.133	T+101	-24
ARADAD 8 6/29 S 4.6Y	11-Jun-24	Corp-GRE	Y	N	USD	5y	550	T+358	103.631	+3.631	T+274	-84
UAE 4.857 7/34 9.6Y	25-Jun-24	Sov	N	N	USD	10y	1500	T+60	99.410	-0.590	T+49	-11
SIB 5.25 7/29 S 4.7Y	26-Jun-24	Fin	Y	N	USD	5y	500	T+105	101.766	+2.355	T+50	-55
ENEDEV 5.662 7/31 S 6.7Y	26-Jun-24	Corp-GRE	Y	N	USD	7y	750	T+135	100.939	+0.939	T+110	-25
WARBAB 5.351 7/29 S 4.7Y	3-Jul-24	Fin	Y	Y	USD	5y	500	T+105	102.151	+2.151	T+53	-52

Source: Bloomberg/FAB

## GCC & Egypt New Issue Monitor (2/2)

Security	Pricing Date	Issuer Type	Sukuk	ESG	CCY	Issue Tenor	Issue Amount (MM)	Pricing Spread	Current Price	Price Δ	Current Spread	Spread Δ
SHJGOV 4.625 1/31 6.2Y	10-Jul-24	Sov	N	Y	EUR	7y	500	MS+190	100.296	+0.644	MS+219	+29
ARAMCO 5.25 7/34 9.7Y	10-Jul-24	Corp-GRE	N	N	USD	10y	2000	T+105	99.248	-0.092	T+89	-16
ARAMCO 5.75 7/54 29.7Y	10-Jul-24	Corp-GRE	N	N	USD	30y	2000	T+145	94.731	-2.732	T+151	+6
ARAMCO 5.875 7/64 39.7Y	10-Jul-24	Corp-GRE	N	N	USD	40y	2000	T+155	94.127	-3.512	T+166	+11
FABUH 5.804 1/35 10.2Y	9-Jul-24	Fin	N	N	USD	11y	750	T+155	100.805	+0.805	T+130	-25
GASBCM 5.8528 2/36 11.3Y	17-Jul-24	Corp-GRE	N	N	USD	12y	1400	T+170	99.374	-0.626	T+147	-23
GASBCM 6.1027 8/42 17.8Y	17-Jul-24	Corp-GRE	N	N	USD	18y	1600	T+195	99.226	-0.775	T+174	-21
MASDAR 4.875 7/29 4.7Y	18-Jul-24	Corp-GRE	N	Y	USD	5y	500	T+95	99.060	-0.236	T+80	-15
MASDAR 5.25 7/34 9.7Y	18-Jul-24	Corp-GRE	N	Y	USD	10y	500	T+115	98.705	-0.765	T+95	-20
RAKBNK 5.375 7/29 4.7Y	18-Jul-24	Fin	N	Y	USD	5y	600	T+135	101.233	+1.510	T+75	-60
EQPCKW 5 9/31 S 6.8Y	29-Aug-24	Corp-GRE	Y	N	USD	7y	750	T+140	100.637	+1.642	T+48	-92
RAKBNK 5.8732 12/34 10.1Y	3-Sep-24	Fin	N	N	USD	10y	250	T+221	100.551	+0.551	T+142	-79
ADCBUH 5.361 3/35 10.3Y	3-Sep-24	Fin	N	N	USD	11y	500	T+170	99.953	-0.047	T+108	-62
PIFKSA 5.25 10/32 7.9Y	3-Sep-24	Corp - GRE	N	N	USD	8y	500	T+107	100.358	-2.509	T+89	-18
PIFKSA 4.375 9/27 S 2.8Y	3-Sep-24	Corp - GRE	Y	N	USD	3y	1500	T+75	98.370	-1.316	T+74	-1
BOSUH 5.25 9/29 4.8Y	4-Sep-24	Fin	N	N	USD	5y	500	T+190	98.523	-0.496	T+130	-60
ADNOCM 4.25 9/29 4.8Y	4-Sep-24	Corp - GRE	N	N	USD	5y	1000	T+70	96.670	-3.210	T+73	+3
ADNOCM 4.5 9/34 9.8Y	4-Sep-24	Corp - GRE	N	N	USD	10y	1500	T+85	94.143	-4.857	T+81	-4
ADNOCM 5.125 9/54 29.8Y	4-Sep-24	Corp - GRE	N	N	USD	30y	1500	T+115	91.777	-6.672	T+108	-7
ALAHKW Perp 9/29 4.8Y to Call	5-Sep-24	Fin	N	N	USD	Perp	300	T+293	100.143	+0.143	T+217	-76
QIBKQD 4.485 9/29 S 4.9Y	10-Sep-24	Fin	Y	N	USD	5y	750	T+100	99.180	-0.820	T+38	-62
QIHKQD Perp 10/29 S 4.9Y to Call	24-Sep-24	Fin	Y	N	USD	Perp	300	T+193	100.606	+0.606	T+102	-91
ARAMCO 4.25 10/29 S 4.9Y	25-Sep-24	Corp - GRE	Y	N	USD	5y	1500	T+85	96.879	-2.578	T+68	-17
ARAMCO 4.75 10/34 S 9.9Y	25-Sep-24	Corp - GRE	Y	N	USD	10y	1500	T+100	96.638	-3.118	T+73	-27
ADQABU 4.375 10/31 6.9Y	25-Sep-24	Corp - GRE	N	N	USD	7y	1000	T+85	95.824	-3.533	T+71	-14
ADQABU 5.25 10/54 29.9Y	25-Sep-24	Corp - GRE	N	N	USD	30y	1000	T+120	92.738	-6.056	T+114	-6
RIBL Perp 10/29 S 4.9Y to Call	26-Sep-24	Fin	Y	Y	USD	Perp	750	T+199	97.953	-2.048	T+166	-33
DUKHAN 4.56 10/29 S 4.9Y	2-Oct-24	Fin	Y	N	USD	5y	800	T+100	99.147	-0.853	T+45	-55
MAZON 5.25 10/31 S 6.9Y	2-Oct-24	Corp - GRE	Y	N	USD	7y	750	T+165	99.454	-0.286	T+95	-70
TAQAUH 4.375 10/31 6.9Y	2-Oct-24	Corp - GRE	N	N	USD	7y	900	T+85	96.288	-3.004	T+63	-22
TAQAUH 4.75 3/37 12.3Y	2-Oct-24	Corp - GRE	N	Y	USD	12y	850	T+105	95.545	-3.691	T+79	-26
CBDUH 4.864 10/29 4.9Y	3-Oct-24	Fin	N	N	USD	5y	500	T+125	99.258	-0.742	T+74	-51
QTELQD 4.625 10/34 9.9Y	3-Oct-24	Corp - GRE	N	N	USD	10y	500	T+88	96.662	-2.635	T+59	-29
ISDB 4.047 10/29 S 4.9Y	8-Oct-24	Fin	Y	N	USD	5y	1250	T+16	98.331	-1.669	T+11	-5
SHARSK 5.433 4/35 S 10.4Y	8-Oct-24	Sov	Y	N	USD	11y	750	T+140	99.144	-0.856	T+109	-31
DIBUH Perp 4/30 S 5.4Y to Call	9-Oct-24	Fin	Y	N	USD	Perp	500	T+133	98.834	-1.166	T+122	-11
GFHSUK 7.5 11/29 S 5Y	23-Oct-24	Fin	Y	N	USD	5y	500	T+350	96.848	-3.152	T+397	+47

Source: Bloomberg/FAB

## FAB Global Markets

### Credit Trading

#### Tahir Aslam

Head of Credit Trading

[Tahir.Aslam@bankfab.com](mailto:Tahir.Aslam@bankfab.com)

#### Golib Zohidov

Exc Director – HY Credit Trading

[Golibion.Zohidov@bankfab.com](mailto:Golibion.Zohidov@bankfab.com)

#### Rishi Jobanputra

Director- IG Credit Trading

[Rishi.Jobanputra@bankfab.com](mailto:Rishi.Jobanputra@bankfab.com)



**Important Notice:** This communication has been prepared by individual personnel of First Abu Dhabi Bank PJSC or its affiliates (collectively, “FAB”) and, accordingly, it may not represent the views of FAB. FAB is licensed and regulated by the Central Bank of the United Arab Emirates and its registered office address is P.O. Box 6316, 1 – Al Qurm, Abu Dhabi, the United Arab Emirates. This communication is directed at persons (i) who have been or can be classified by FAB as eligible counterparties, professional clients or sophisticated investors, (ii) who have experience in matters relating to investments and (iii) other persons to whom it may otherwise lawfully be communicated. No other person should review the contents or access the products or transactions discussed in this communication. All material contained herein, including any proposed terms and conditions, is indicative and for discussion purposes only, is subject to change without notice, is strictly confidential, may not be reproduced and is intended for your consideration only. It does not include a number of terms and conditions that will be included in any actual transaction and final terms and conditions are subject to further discussion and negotiation nor does it purport to identify all applicable risks. This is not a commitment to deal in any product, offer financing or enter into any transaction described herein. FAB is not acting as your agent, fiduciary or investment adviser and is not managing your account. The provision of information in this communication is not based on your individual circumstances and must not be relied upon as an assessment of suitability for you of a particular product or transaction. It does not constitute investment advice and FAB makes no recommendation as to the suitability of any of the products or transactions mentioned. Even if FAB possesses information as to your objectives in relation to any transaction, series of transactions or trading strategy, this is not sufficient for, and does not constitute, any assessment of suitability for you of any transaction, series of transactions or trading strategy. Save in those jurisdictions where it is not permissible to make such a statement, FAB hereby informs you that this communication should not be considered as a solicitation or offer to sell or purchase any securities, deal in any product or enter into any transaction. You should make any trading or investment decisions in reliance on your own analysis and judgment and/or that of your independent advisors and not in reliance on FAB and any decision whether or not to adopt any strategy or engage in any transaction will not be FAB’s responsibility. FAB does not provide investment, accounting, tax, financial, legal, regulatory or other advice; such matters as well as the suitability of a potential transaction or product or investment should be discussed with your independent advisors. Prior to dealing in any product or entering into any transaction, you and the senior management in your organization should determine, without reliance on FAB, (i) the economic risks or merits, as well as the investment, accounting, tax, financial, legal and regulatory characteristics and consequences of dealing with any product or entering into the transaction (ii) that you are able to assume these risks, (iii) that such product or transaction is appropriate for a person with your experience, investment goals, financial resources or any other relevant circumstance or consideration. Where you are acting as an adviser or agent, you should evaluate this communication in light of the circumstances applicable to your principal and the scope of your authority. Any prices used herein, unless otherwise specified, are indicative. Although all information has been obtained from, and is based upon sources believed to be reliable, it may be incomplete or condensed, it has not been verified by FAB and its accuracy cannot be guaranteed. FAB makes no representation or warranty, expressed or implied, as to the accuracy of the information, the reasonableness of any assumptions used in calculating any illustrative performance information or the accuracy (mathematical or otherwise) or validity of such information. Any opinions attributed to FAB constitute FAB’s judgment as of the date of the relevant material and are subject to change without notice. Provision of information may cease at any time without reason or notice being given. Commissions and other costs relating to any dealing in any products or entering into any transactions referred to in this communication may not have been taken into consideration. Any scenario analysis or information generated from a model is for illustrative purposes only. Where the communication contains “forward-looking” information, such information may include, but is not limited to, projections, forecasts or estimates of cashflows, yields or return, scenario analyses and proposed or expected portfolio composition. Any forward-looking information is based upon certain assumptions about future events or conditions and is intended only to illustrate hypothetical results under those assumptions (not all of which are specified herein or can be ascertained at this time). It does not represent actual termination or unwind prices that may be available to you or the actual performance of any products and neither does it present all possible outcomes or describe all factors that may affect the value of any applicable investment or product. Actual events or conditions are unlikely to be consistent with, and may differ significantly from, those assumed. FAB shall not be under an obligation to update any information contained in this communication. Illustrative performance results may be based on mathematical models that calculate those results by using inputs that are based on assumptions about a variety of future conditions and events and not all relevant events or conditions may have been considered in developing such assumptions. Accordingly, actual results may vary and the variations may be substantial. The products or transactions identified in any of the illustrative calculations presented herein may therefore not perform as described and actual performance may differ, and may differ substantially, from those illustrated in this communication. When evaluating any forward looking information you should understand the assumptions used and, together with your independent advisors, consider whether they are appropriate for your purposes. You should also note that the models used in any analysis may be proprietary, making the results difficult or impossible for any third party to reproduce. This communication is not intended to predict any future events. Past performance is not indicative of future performance. FAB accepts no responsibility and makes no representation to you or to any third parties for, and has not independently verified, the quality, accuracy, timeliness, continued availability or completeness of any data or calculations contained and/or referred to in this communication and FAB shall not be liable for any special, direct,

indirect, incidental or consequential loss or damage which may be sustained because of the use of the information contained and/or referred to in this communication or otherwise arising in connection with the information contained and/or referred to in this communication, provided that this exclusion of liability shall not exclude or limit any liability under any law or regulation applicable to FAB that may not be excluded or restricted. The transactions and any products described herein may be subject to fluctuations of their mark-to-market price or value and such fluctuations may, depending on the type of product or security and the financial environment, be substantial. Where a product or transaction provides for payments linked to or derived from prices or yields of, without limitation, one or more securities, other instruments, indices, rates, assets or foreign currencies, such provisions may result in negative fluctuations in the value of and amounts payable with respect to such product prior to or at redemption. You should consider the implications of such fluctuations with your independent advisers. The products or transactions referred to in this communication may be subject to the risk of loss of some or all of your investment, for instance (and the examples set out below are not exhaustive), as a result of fluctuations in price or value of the product or transaction or a lack of liquidity in the market or the risk that your counterparty or any guarantor fails to perform its obligations or, if this the product or transaction is linked to the credit of one or more entities, any change to the creditworthiness of the credit of any of those entities. FAB (whether through the individual sales and/trading personnel involved in the preparation or issuance of this communication or otherwise) may from time to time have long or short principal positions and/or actively trade, for its own account and those of its customers, by making markets to its clients, in products identical to or economically related to the products or transactions referred to in this communication. FAB may also undertake hedging transactions related to the initiation or termination of a product or transaction, that may adversely affect the market price, rate, index or other market factor(s) underlying the product or transaction and consequently its value. FAB may have an investment banking or other commercial relationship with and access to information from the issuer(s) of securities, products, or other interests underlying a product or transaction. FAB may also have potential conflicts of interest due to the present or future relationships between FAB and any asset underlying the product or transaction, any collateral manager, any reference obligations or any reference entity. Any decision to purchase any product or enter into any transaction referred to in this communication should be based upon the information contained in any associated offering document if one is available (including any risk factors or investment considerations mentioned therein) and/or the terms of any agreement. Any securities which are the subject of this communication have not been and will not be registered under the United States Securities Act of 1933 as amended (the Securities Act) or any United States securities law, and may not be offered or sold within the United States or to, or for the account or benefit of, any US person, except pursuant to an exemption from, or in a product or transaction, not subject to, the registration requirements of the Securities Act. This communication is not intended for distribution to, or to be used by, any person or entity in any jurisdiction or country which distribution or use would be contrary to law or regulation. FAB may process your personal data to provide you with information or promotional and advertising communications on products, services, other events and campaigns.

***If you wish not to receive email from the Market Insights team at FAB, please click [here](#) to send us your request to unsubscribe, and you shall no longer receive such information.*** You can also let us know by contacting your usual FAB representative should you wish to no longer receive any such further information. You may be entitled according to the applicable laws to exercise your rights to access, to rectification, to erasure and to portability of your personal data, to restrict the use of and to object to the processing of your personal data. You may exercise any such aforesaid rights by sending your request to FAB at the following address: [privacy@bankfab.com](mailto:privacy@bankfab.com).